



Metropolitan Water Reclamation District of Greater Chicago Agenda

100 East Erie Street
Chicago, IL 60611

Special Meeting

Chairman of Finance Frank Avila, Commissioner Cameron Davis, Commissioner Kimberly Du Buclet, Commissioner Marcelino Garcia, Vice-President Barbara J. McGowan, Commissioner Josina Morita, Commissioner Debra Shore, Commissioner Mariyana T. Spyropoulos, President Board of Commissioners Kari K. Steele

Thursday, November 5, 2020

1:00 PM

Remote Meeting

DEPARTMENTAL BUDGET PRESENTATIONS

Call Meeting to Order

Roll Call

Public Comment

PUBLIC NOTICE

Due to Governor Pritzker's Disaster Declaration and pursuant to Public Act 101-0640, the Metropolitan Water Reclamation District of Greater Chicago (MWRD) will hold a Special Meeting by video conference at 1:00 p.m. on Thursday, November 5, 2020.

The MWRD Board Room and building will remain closed to protect the health and safety of the public and staff, only essential personnel will be allowed entry. The public is encouraged to participate by visiting mwrld.org to view the study session via live stream. Public comment may be made during the Public Comment Period by calling (312) 751-3299. Public comment may also be made by submitting an electronic comment by registering under the eComment link during the live meeting. Electronic comments will not be read during the meeting. Electronic comments will be distributed to the Board and will be posted online.

Clerk to Read Call of the Meeting

**1 20-0960 To the Honorable President and
Members of the Board of Commissioners
of the Metropolitan Water Reclamation
District of Greater Chicago**

Ladies and Gentlemen:

At the direction of President Kari K. Steele and presiding Chairman of the Committee on

Budget and Employment, Frank Avila, a Special Meeting will be held on Thursday, November 5, 2020, at 1:00 p.m. by remote meeting.

The purpose of this meeting is to present and accept the 2021 Executive Director's Budget Recommendations and related changes.

The Executive Director's Budget Recommendations is available for review on the District's website, www.mwrd.org.

/s/ Jacqueline Torres
Clerk

- 2 **20-0959** Authority to Accept the Executive Director's 2021 Budget Recommendations and the Attached Changes
Attachments: BF-19 Consolidated Packet FINAL.pdf

Open Discussion

Adjournment



Metropolitan Water Reclamation District of Greater Chicago Text File

100 East Erie Street
Chicago, IL 60611

File Number: 20-0960

Agenda Date: 11/5/2020

Version: 1

Status: To Be Introduced

In Control: Special Meeting

File Type: Report

Agenda Number: 1

To the Honorable President and
Members of the Board of Commissioners
of the Metropolitan Water Reclamation
District of Greater Chicago

Ladies and Gentlemen:

At the direction of President Kari K. Steele and presiding Chairman of the Committee on Budget and Employment, Frank Avila, a Special Meeting will be held on Thursday, November 5, 2020, at 1:00 p.m. by remote meeting.

The purpose of this meeting is to present and accept the 2021 Executive Director's Budget Recommendations and related changes.

The Executive Director's Budget Recommendations is available for review on the District's website, www.mwrd.org.

/s/ Jacqueline Torres
Clerk



Metropolitan Water Reclamation District of Greater Chicago Text File

100 East Erie Street
Chicago, IL 60611

File Number: 20-0959

Agenda Date: 11/5/2020

Version: 1

Status: To Be Introduced

In Control: Special Meeting

File Type: Agenda Item

Agenda Number: 2

TRANSMITTAL LETTER FOR SPECIAL MEETING OF NOVEMBER 5, 2020

COMMITTEE ON BUDGET AND EMPLOYMENT

Mr. Brian A. Perkovich, Executive Director

Authority to Accept the Executive Director's 2021 Budget Recommendations and the Attached Changes

Dear Sir:

The attached changes to the Executive Director's 2021 Budget Recommendations (BF-19 budget forms) are submitted for your consideration during the Committee on Budget and Employment Special Meeting beginning on November 5, 2020. The requested net changes to appropriations are summarized below:

<u>FUND</u>	<u>DEPARTMENT</u>	<u>NET CHANGE</u>
CORPORATE	General Administration	\$0
	Monitoring & Research	0
	Maintenance & Operations	<u>0</u>
	TOTAL CORPORATE FUND	\$0
CAPITAL IMPROVEMENTS BOND		\$5,382,500
STORMWATER MANAGEMENT		\$0

The total appropriation request for the 2021 Budget is \$1,127,325,050, an increase of \$5,382,500 from the initial appropriation request of \$1,121,942,550. Compared to the 2020 total adjusted appropriation of \$1,151,786,467, this is a decrease of \$24,461,417, or 2.1 percent. The decrease in appropriation is primarily due to the \$20.0 million advance funding to the Retirement Fund during 2020, a \$3.9 million reduction in the Construction Fund, the result of changing project schedules, and a \$6.3 million reduction in the Stormwater Management Fund, offset by a \$5.2 million increase in the Reserve Claim Fund.

The Corporate Fund revenue estimate for TIF surplus receivable in 2021 has been increased by \$9.0 million to account for the revenue increase expected from the City of Chicago's declaration of TIF Surplus in the City's 2021 Budget. The original revenue estimate was \$10.0 million. The allocation from the City of Chicago TIFs to the District is now estimated at \$17.8 million while suburban Cook County TIFs are projected at \$1.2 million.

The estimated total tax levy for the 2021 Budget is \$658,492,358, unchanged from the initial budget request. Compared to the 2020 total adjusted levy of \$651,357,170, this is an increase

of \$7,135,188, or 1.1 percent.

The total appropriation request for the Corporate Fund is \$397,719,000, unchanged from the initial budget request. Compared to the 2020 adjusted appropriation of \$398,200,800, this is a decrease of \$481,800, or 0.1 percent.

The total appropriation request for the Capital Improvements Bond Fund is \$245,659,200, an increase of \$5,382,500 from the initial budget request of \$240,276,700. The change in appropriation is due to changes in project schedules and cost estimates. Compared to the 2020 adjusted appropriation of \$244,547,400, this is an increase of \$1,111,800, or 0.5 percent.

The total appropriation request for the Stormwater Management Fund is \$109,965,900, unchanged from the initial budget request. Compared to the 2020 adjusted appropriation of \$116,258,000, this is a decrease of \$6,292,100, or 5.4 percent.

Revised budget pages 42-43 include appropriation changes with no changes to the estimated tax rate.

Revised budget pages 53-54 summarize the appropriations and positions and reflect all proposed changes for the 2021 Budget. The total number of positions requested for 2021 is 1938, a net decrease of 15 positions from 2020. The amended position changes, detailed below, result in a decrease of three positions from the Executive Director's Recommendations.

Revised budget pages 73-75 present a summary of revenues and expenditures for all funds for 2021, as budgeted, and 2020, as estimated, and include changes in 2020 estimated revenues and expenditures.

Revised budget page 82 presents changes to the estimated 2020 year-end receipts for the Personal Property Replacement Tax (PPRT) and are due to an October 2020 allocation that exceeded original projections.

Revised budget pages 86-87 present estimated balance sheet and revenue for the Corporate Fund due to changes in 2020 revenue estimates and 2021 appropriated assets. Additionally, the original estimate for TIF Surplus has been increased by \$9.0 million based on the City of Chicago's announcement of surplus in conjunction with their budget process.

Revised budget page 92 presents estimated balance sheet for the Capital Improvements Bond Fund due to changes in cost estimates and project schedules.

Revised position analysis page 161 for the Monitoring & Research Department in the Corporate Fund shows the transfer of one Environmental Specialist position and one Pollution Control Technician II position from Section 192 to Section 194, the reclassification of one Environmental Specialist position to a Senior Environmental Specialist position in Section 192, and the drop of one Environmental Specialist position in Section 194. Revised position analysis pages 260 and 262 for the Maintenance & Operations Department - General Division in the Corporate Fund show the drop of one Administrative Assistant #2 position in Section 642, the reclassification of one Associate Electrical Engineer position to an Assistant Electrical Engineer position in Section 681, and the transfer of one Associate Electrical Engineer position from Section 681 to Section 724 for the Maintenance & Operations Department - North Service Area in the Corporate Fund. Revised position analysis page 274 for the Maintenance & Operations Department - North Service Area in the Corporate Fund shows the transfer of one Associate Electrical Engineer position to Section 724 from Section 681 for the Maintenance & Operations

Department - General Division in the Corporate Fund. Revised position analysis page 304 for the Maintenance & Operations Department - Stickney Service Area in the Corporate Fund shows the drop of one Administrative Clerk position in Section 943.

Revised budget pages 333-334, 366-369, 444, and 446 provide an updated list of capital projects for the Construction Fund, Capital Improvements Bond Fund, and Stormwater Management Fund, respectively.

BF-19 budget forms, pages 1 through 8, detail all requested changes in appropriation and staffing.

Revised "Pink Pages" 30-31, 36-37, and 39-41 reflect the BF-19 staffing changes.

Requested, William S. Sheriff, Acting Administrative Services Officer, SAR:IG

Respectfully Submitted, Frank Avila, Chairman Committee on Budget and Employment

Disposition of this agenda item will be documented in the official Special Board Meeting Minutes of the Board of Commissioners for November 5, 2020

Attachments

Revised budget pages 42-43, 53-54, 73-75, 82, 86-87, 92, 161, 260, 262, 274, 304, 333-334, 366-369, 444, and 446 dated October 28, 2020

BF-19 budget forms, pages 1-8, dated October 28, 2020

Revised "Pink Pages" 30-31, 36-37, and 39-41, dated October 28, 2020

COMPARATIVE STATEMENT OF APPROPRIATIONS AND TAX LEVIES

2021-2019 ALL FUNDS

APPROPRIATIONS	2021 **	2020 AS PASSED	2020 AS ADJUSTED *	2019 ACTUAL
FUND				
Corporate Fund	\$ 397,719,000	\$ 398,200,800	\$ 398,200,800	\$ 377,612,500
Construction Fund	14,103,200	18,044,400	18,044,400	18,340,300
Capital Improvements Bond Fund ***	245,659,200	244,547,400	244,547,400	378,173,800
Stormwater Management Fund	109,965,900	116,258,000	116,258,000	91,410,100
Retirement Fund	88,127,000	107,319,000	107,319,000	87,281,000
Reserve Claim Fund	39,624,900	34,395,000	34,395,000	31,767,800
Bond Redemption & Interest Fund	232,125,850	233,021,867	233,021,867	238,357,541
TOTAL	\$ 1,127,325,050	\$ 1,151,786,467	\$ 1,151,786,467	\$ 1,222,943,041
LEVIES				
Corporate Fund	\$ 270,880,900	\$ 266,455,300	\$ 266,455,300	\$ 255,557,993
Construction Fund	7,000,000	7,000,000	4,934,300	7,600,000
Stormwater Management Fund	52,926,000	52,926,000	52,926,000	52,926,000
Retirement Fund	72,741,500	72,227,600	72,227,600	71,565,400
Reserve Claim Fund	7,500,000	7,500,000	7,500,000	7,500,000
Subtotal	\$ 411,048,400	\$ 406,108,900	\$ 404,043,200	\$ 395,149,393
Bond Redemption & Interest Fund:				
Capital Improvement Bonds - Series:				
2016 Qualified Energy Conservation Limited Tax Series F	\$ 165,804	\$ 165,804	\$ 165,804	\$ 165,804
2009 Limited Tax Series	35,564,767	35,564,767	35,564,767	35,564,767
2011 Limited Tax Series B	18,413,569	20,865,901	20,865,901	18,950,616
2011 Unlimited Tax Series C	2,142,416	2,142,417	2,142,417	2,515,991
2014 Limited Tax Series C	2,571,244	7,434,975	7,434,975	8,286,788
2014 Unlimited Tax Series A	5,181,348	5,181,348	5,181,348	5,181,348
2014 Alternate Revenue Unlimited Tax Series B ****	3,388,705	3,390,570	3,390,570	3,390,570
2016 Alternate Revenue Unlimited Tax Series E ****	3,756,477	2,590,674	2,590,674	2,590,674
Alternate Revenue Abatement ****	—	—	—	(5,981,244)
2016 Unlimited Tax Series C	1,554,405	1,554,405	1,554,405	1,554,405
2016 Limited Tax Series D	2,917,099	1,036,270	1,036,270	1,036,270
State Revolving Fund Bonds - Series: Various	100,648,212	98,657,072	99,433,455	100,170,457
State Revolving Fund Stormwater Abatement****				(203,389)
Refunding Bonds - Series:				
2007 Unlimited Tax Series A	26,717,876	26,727,980	26,727,980	26,694,301
2007 Unlimited Tax Series B	4,996,749	4,996,749	4,996,749	4,996,749
2007 Limited Tax Series C	5,541,607	5,541,607	5,541,607	5,541,607
2014 Limited Tax Series D	17,186,270	13,989,638	13,989,638	15,895,337
2016 Unlimited Tax Series A	14,555,959	14,555,959	14,555,959	14,555,959
2016 Limited Tax Series B	2,141,451	2,141,451	2,141,451	2,141,451
Subtotal Bond Redemption & Interest Fund	\$ 247,443,958	\$ 246,537,587	\$ 247,313,970	\$ 243,048,461
TOTAL	\$ 658,492,358	\$ 652,646,487	\$ 651,357,170	\$ 638,197,854
Abatement after the budget year ****	(11,221,507)	(8,121,101)	(6,184,633)	
Total (after planned abatement)	\$ 647,270,851	\$ 644,525,386	\$ 645,172,537	

NOTES: * As Adjusted reflects the 2019 EAV (\$164,054,703,895) estimated to increase 3.0 percent, plus any subsequent supplemental levies or appropriations.

** 2021 reflects an estimated 3.0 percent increase in EAV from the 2020 estimate.

*** Prior year obligations for the Capital Improvements Bond Fund are included in the Appropriation for Liabilities.

**** As part of the plan of financing, it is intended and anticipated that tax revenues deposited in the Stormwater Management Fund be transferred to the Bond Redemption & Interest Fund and used to abate taxes levied for this issue.

COMPARATIVE STATEMENT OF TAX RATES

2021-2019 ALL FUNDS

Per \$100 in Equalized Assessed Valuation (EAV)

FUND		2021 **	2020 AS PASSED	2020 AS ADJUSTED *	2019 ACTUAL
	tax rate limit				
Corporate Fund	41¢	15.56¢	16.12¢	15.77¢	15.58¢
Construction Fund	10¢	0.40	0.42	0.29	0.46
Stormwater Management Fund	5¢	3.04	3.20	3.13	3.23
Retirement Fund		4.18	4.37	4.27	4.36
Reserve Claim Fund	½ ¢	0.43	0.45	0.44	0.46
Subtotal		23.61¢	24.56¢	23.90¢	24.09¢
Bond Redemption & Interest Fund:					
Capital Improvement & Interest Fund:					
2016 Qualified Energy Conservation Limited Tax Series F		0.01¢	0.01¢	0.01¢	0.01¢
2009 Limited Tax Series		2.04	2.15	2.10	2.17
2011 Limited Tax Series B		1.06	1.26	1.23	1.16
2011 Unlimited Tax Series C		0.12	0.13	0.13	0.15
2014 Limited Tax Series C		0.15	0.45	0.44	0.51
2014 Unlimited Tax Series A		0.30	0.31	0.31	0.32
2014 Alternate Revenue Unlimited Tax Series B ***		0.19	0.21	0.20	0.21
2016 Alternate Revenue Unlimited Tax Series E ***		0.22	0.16	0.15	0.16
Alternate Revenue Abatement ***		—	—	—	(0.37)
2016 Unlimited Tax Series C		0.09	0.09	0.09	0.09
2016 Limited Tax Series D		0.17	0.06	0.06	0.06
State Revolving Fund Bonds - Series:					
Various		5.78	5.97	5.88	6.11
Refunding Bonds - Series:					
2007 Unlimited Tax Series A		1.54	1.62	1.58	1.63
2007 Unlimited Tax Series B		0.29	0.30	0.30	0.30
2007 Limited Tax Series C		0.32	0.34	0.33	0.34
2014 Limited Tax Series D		0.99	0.85	0.83	0.97
2016 Unlimited Tax Series A		0.84	0.88	0.86	0.89
2016 Limited Tax Series B		0.12	0.13	0.13	0.13
Subtotal Bond Redemption & Interest Fund		14.23¢	14.92¢	14.63¢	14.84¢
TOTAL		37.84¢	39.48¢	38.53¢	38.93¢

NOTES: * As Adjusted reflects the 2019 EAV (\$164,054,703,895) estimated to increase 3.0 percent, plus any subsequent supplemental levies or appropriations.

** 2021 reflects an estimated 3.0 percent increase in EAV from the 2020 estimate.

*** As part of the plan of financing, it is intended and anticipated that tax revenues deposited in the Stormwater Management Fund be transferred to the Bond Redemption & Interest Fund and used to abate taxes levied for this issue.

**ACCOUNT SUMMARY COMPARISON
2021 - 2020 ALL FUNDS**

ORGANIZATION OR FUND	Account Appropriation		Increase (Decrease) 2021-2020	
	2021	2020	Dollars	Percent
Board of Commissioners	\$ 5,212,300	\$ 5,294,300	\$ (82,000)	(1.5)
General Administration	20,953,100	29,712,200	(8,759,100)	(29.5)
Monitoring & Research	32,724,200	31,827,100	897,100	2.8
Procurement & Materials Management	10,509,200	9,944,900	564,300	5.7
Human Resources	61,099,700	61,446,800	(347,100)	(0.6)
Information Technology	18,987,200	18,492,400	494,800	2.7
Law	7,952,200	7,274,200	678,000	9.3
Finance	3,876,900	3,883,200	(6,300)	(0.2)
Maintenance & Operations:				
General Division	13,630,700	33,059,200	(19,428,500)	(58.8)
North Service Area	48,371,800	45,642,200	2,729,600	6.0
Calumet Service Area	44,348,800	39,017,300	5,331,500	13.7
Stickney Service Area	104,127,300	86,695,900	17,431,400	20.1
TOTAL Maintenance & Operations	\$ 210,478,600	\$ 204,414,600	\$ 6,064,000	3.0
Engineering	25,925,600	25,911,100	14,500	0.1
TOTAL Corporate Fund	\$ 397,719,000	\$ 398,200,800	\$ (481,800)	(0.1)
Construction Fund	14,103,200	18,044,400	(3,941,200)	(21.8)
Capital Improvements Bond Fund	245,659,200	244,547,400	1,111,800	0.5
TOTAL Capital Budget	\$ 259,762,400	\$ 262,591,800	\$ (2,829,400)	(1.1)
Stormwater Management Fund	109,965,900	116,258,000	(6,292,100)	(5.4)
Bond Redemption & Interest Fund	232,125,850	233,021,867	(896,017)	(0.4)
Retirement Fund	88,127,000	107,319,000	(19,192,000)	(17.9)
Reserve Claim Fund	39,624,900	34,395,000	5,229,900	15.2
GRAND TOTAL	<u>\$1,127,325,050</u>	<u>\$1,151,786,467</u>	<u>\$ (24,461,417)</u>	(2.1)

PERSONNEL SUMMARY COMPARISON
2021 - 2019 ALL FUNDS

ORGANIZATION OR FUND	Proposed FTEs 2021	Budgeted FTEs 2020	Actual FTEs 2019	Increase (Decrease) 2021-2020	
				FTEs	Percent
Board of Commissioners	36	36	36	—	—
General Administration	121	121	119	—	—
Monitoring & Research	291	294	297	(3)	(1.0)
Procurement & Materials Management	61	63	61	(2)	(3.2)
Human Resources	93	92	81	1	1.1
Information Technology	70	70	65	—	—
Law	38	38	38	—	—
Finance	27	27	27	—	—
Maintenance & Operations:					
General Division	90	112	115	(22)	(19.6)
North Service Area	240	247	244	(7)	(2.8)
Calumet Service Area	193	188	188	5	2.7
Stickney Service Area	383	369	369	14	3.8
TOTAL Maintenance & Operations	906	916	916	(10)	(1.1)
Engineering	199	205	202	(6)	(2.9)
TOTAL Corporate Fund	1,842	1,862	1,842	(20)	(1.1)
Construction Fund	—	—	—	—	—
Capital Improvements Bond Fund	—	—	—	—	—
TOTAL Capital Budget	—	—	—	—	—
Stormwater Management Fund	96	91	85	5	5.5
Bond Redemption & Interest Fund	—	—	—	—	—
Retirement Fund	—	—	—	—	—
Reserve Claim Fund	—	—	—	—	—
GRAND TOTAL	1,938	1,953	1,927	(15)	(0.8)

ALL FUNDS

SUMMARY OF REVENUE, EXPENDITURES, AND NET ASSETS APPROPRIABLE (b) 2021 BUDGETED, 2020 ESTIMATED, AND 2019 ACTUAL

(In Thousands)

	FUND							
	CORPORATE	CAPITAL IMPROVEMENTS BOND	CONSTRUCTION	STORMWATER MANAGEMENT	RETIREMENT (d)	BOND REDEMPTION & INTEREST (d)	RESERVE CLAIM (d)	TOTAL
2021 BUDGETED								
Net Assets Appropriable	\$ 136,724.9	\$ (180,192.4)	\$ 7,355.2	\$ 59,539.1	\$ 88,127.0	\$ 225,883.7	\$ 39,437.9	\$ 376,875.4
Net Assets Appropriated	\$ 33,064.0	\$ (180,192.4)	\$ 7,355.2	\$ 59,539.1	\$ 88,127.0	\$ 225,883.7	\$ 39,437.9	\$ 273,214.5
Revenue	364,655.0	425,851.6	6,748.0	50,426.8	—	6,242.2	187.0	854,110.6
Appropriation	\$ 397,719.0	\$ 245,659.2	\$ 14,103.2	\$ 109,965.9	\$ 88,127.0	\$ 232,125.9	\$ 39,624.9	\$ 1,127,325.1
2020 ESTIMATED								
Beginning Net Assets Appropriable as adjusted (c)	\$ 118,906.8	\$ (178,385.9)	\$ 12,474.2	\$ 57,995.0	\$ 87,319.0	\$ 225,249.3	\$ 36,667.5	\$ 360,225.9
Revenue (a)	364,148.6	61,311.0	6,951.7	49,980.4	20,000.0	7,772.6	481.9	510,646.2
Adjustment for 2020 receipts	7,167.4	—	(1,956.5)	700.0	—	—	—	5,910.9
Expenditures	(353,497.9)	(68,500.0)	(10,114.2)	(49,136.3)	(107,319.0)	(233,021.9)	(5,000.0)	(826,589.3)
Ending Net Assets Appropriable	\$ 136,724.9	\$ (185,574.9)	\$ 7,355.2	\$ 59,539.1	\$ —	\$ —	\$ 32,149.4	\$ 50,193.7
2019 ACTUAL								
Beginning Net Assets Appropriable as adjusted (c)	\$ 102,687.0	\$ (152,365.1)	\$ 14,578.6	\$ 59,291.7	\$ 87,281.0	\$ 229,768.8	\$ 31,856.9	\$ 373,098.9
Revenue	369,282.3	52,449.0	7,361.1	43,156.8	—	8,588.8	2,083.5	482,921.5
Expenditures	(353,062.5)	(78,469.8)	(9,465.5)	(44,453.5)	(87,281.0)	(238,357.5)	(4,546.7)	(815,636.5)
Ending Net Assets Appropriable	\$ 118,906.8	\$ (178,385.9)	\$ 12,474.2	\$ 57,995.0	\$ —	\$ —	\$ 29,393.7	\$ 40,383.8
Adjusted NAA 1/1/2020	\$ 126,074.2		\$ 10,517.7	\$ 58,695.0				
Adjustment (a)	\$ 7,167.4		\$ (1,956.5)	\$ 700.0				

(a) Adjustment to NAA required due to current 2020 estimate on collection of property tax levies and PPRT. See the Balance Sheets and Appropriable Revenue statements 01/01/2020 for the Corporate (pages 86-87), Construction (pages 94-95), and Stormwater Management (pages 98-99) Funds. The adjustment is reflected in the 2020 revenues. The BF-19 amendment to increase the estimated 2020 year-end revenue is reflected in the 2020 adjustment for receipts.

(b) This statement is a summary presentation of pages 74-76, separating current revenue and NAA from the revenue category.

(c) Ending NAA for one year are revised for accounting adjustments, equity transfers, and changes in the amount of designations to establish beginning net assets for the next year.

(d) Revenue for the Retirement, Bond Redemption & Interest, and Reserve Claim Funds does not include the current year tax levies, which are reflected in the next year's NAA.

ALL FUNDS
SUMMARY OF REVENUE AND EXPENDITURES
2021 BUDGETED
(In Thousands)

	FUND								
	CORPORATE	CAPITAL IMPROVEMENTS BOND*	CONSTRUCTION	STORMWATER MANAGEMENT	RETIREMENT	BOND REDEMPTION & INTEREST	RESERVE CLAIM	TOTAL	
REVENUE									
Net Assets Appropriable	\$ 136,724.9	\$ (180,192.4)	\$ 7,355.2	\$ 59,539.1	\$ 88,127.0	\$ 225,883.7	\$ 39,437.9	\$ 376,875.4	
Budget Reserve	(103,660.9)	—	—	—	—	—	—	(103,660.9)	
Net Property Taxes	261,400.1	—	6,755.0	51,073.6	—	—	—	319,228.7	
Personal Property Replacement Tax	16,000.0	—	—	—	—	—	—	16,000.0	
Working Cash Borrowings Adjustment	(4,900.1)	—	(55.0)	(773.6)	—	—	—	(5,728.7)	
Bond Sales (Present & Future)	—	342,744.6	—	—	—	—	—	342,744.6	
Grants (Federal & State)	75.0	14,472.0	—	4,500.0	—	—	—	19,047.0	
Investment Income	860.0	1,135.0	28.0	88.0	—	281.0	187.0	2,579.0	
State Revolving Fund Loans	—	70,000.0	—	—	—	—	—	70,000.0	
Property & Services	24,500.0	—	—	1,500.0	—	—	—	26,000.0	
User Charge	37,000.0	—	—	—	—	—	—	37,000.0	
TIF Differential Fee & Impact Fee	19,000.0	—	—	—	—	—	—	19,000.0	
Equity Transfer for Stormwater Bond Payment	—	—	—	(5,961.2)	—	5,961.2	—	—	
Equity Transfer	4,500.0	(4,500.0)	—	—	—	—	—	—	
Resource Recovery	600.0	—	—	—	—	—	—	600.0	
Miscellaneous	5,620.0	2,000.0	20.0	—	—	—	—	7,640.0	
TOTAL REVENUE	\$ 397,719.0	\$ 245,659.2	\$ 14,103.2	\$ 109,965.9	\$ 88,127.0	\$ 232,125.9	\$ 39,624.9	\$ 1,127,325.1	
EXPENDITURES									
Board of Commissioners	\$ 5,212.3	\$ —	\$ —	\$ —	\$ —	\$ —	\$ —	\$ 5,212.3	
General Administration	20,953.1	—	—	—	—	—	—	20,953.1	
Monitoring & Research	32,724.2	—	—	—	—	—	—	32,724.2	
Procurement & Materials Mgmt.	10,509.2	—	—	—	—	—	—	10,509.2	
Human Resources	61,099.7	—	—	—	—	—	—	61,099.7	
Information Technology	18,987.2	—	—	—	—	—	—	18,987.2	
Law	7,952.2	—	—	—	—	—	—	7,952.2	
Finance	3,876.9	—	—	—	—	—	—	3,876.9	
Engineering	25,925.6	245,659.2	14,103.2	—	—	—	—	285,688.0	
Maintenance & Operations	210,478.6	—	—	—	—	—	—	210,478.6	
Stormwater Management Fund	—	—	—	109,965.9	—	—	—	109,965.9	
Retirement Fund	—	—	—	—	88,127.0	—	—	88,127.0	
Bond Redemption & Interest Fund	—	—	—	—	—	232,125.9	—	232,125.9	
Reserve Claim Fund	—	—	—	—	—	—	39,624.9	39,624.9	
TOTAL EXPENDITURES	\$ 397,719.0	\$ 245,659.2	\$ 14,103.2	\$ 109,965.9	\$ 88,127.0	\$ 232,125.9	\$ 39,624.9	\$ 1,127,325.1	

* The Capital Improvements Bond Fund is budgeted on an "obligation" basis, which records expenditures in the period in which the contracts or grants are awarded.

ALL FUNDS
SUMMARY OF REVENUE AND EXPENDITURES
2020 ESTIMATED
(In Thousands)

	FUND								TOTAL
	CORPORATE	CAPITAL IMPROVEMENTS BOND*	CONSTRUCTION	STORMWATER MANAGEMENT	RETIREMENT	BOND REDEMPTION & INTEREST	RESERVE CLAIM		
REVENUE									
Net Assets Appropriable	\$ 118,906.8	\$ (178,385.9)	\$ 12,474.2	\$ 57,995.0	\$ 87,319.0	\$ 228,249.3	\$ 36,667.5	\$ 363,225.9	
Adjustment for Receipts	7,167.4	—	(1,956.5)	700.0	—	—	—	5,910.9	
Net Property Taxes	257,129.4	—	6,755.0	51,073.6	—	—	—	314,958.0	
Personal Property Replacement Tax	19,000.0	—	—	—	—	—	—	19,000.0	
Working Cash Borrowings Adjustment	(4,929.4)	—	(55.0)	(773.6)	—	—	—	(5,758.0)	
Bond Sales (Present & Future)	—	—	—	—	—	—	—	—	
Grants (Federal & State)	72.1	15,027.0	—	3,500.0	—	—	—	18,599.1	
Investment Income	1,733.5	3,284.0	229.0	642.0	—	1,781.0	481.0	8,150.5	
State Revolving Fund Loans	—	50,000.0	—	—	—	—	—	50,000.0	
Property & Services	24,052.0	—	—	1,500.0	—	—	—	25,552.0	
User Charge	42,000.0	—	—	—	—	—	—	42,000.0	
TIF Differential Fee & Impact Fee	19,225.0	—	—	—	—	—	—	19,225.0	
Equity Transfer for Stormwater Bond Payment	—	—	—	(5,961.6)	—	5,961.6	—	—	
Equity Transfer to Retirement Fund**	—	(9,000.0)	—	—	20,000.0	(3,000.0)	—	8,000.0	
Resource Recovery	200.0							200.0	
Miscellaneous	5,666.0	2,000.0	22.7	—	—	30.0	0.9	7,719.6	
TOTAL REVENUE	\$ 490,222.8	\$ (117,074.9)	\$ 17,469.4	\$ 108,675.4	\$ 107,319.0	\$ 233,021.9	\$ 37,149.4	\$ 876,783.0	
EXPENDITURES									
Board of Commissioners	\$ 4,764.2	\$ —	\$ —	\$ —	\$ —	\$ —	\$ —	4,764.2	
General Administration	18,083.9	—	—	—	—	—	—	18,083.9	
Monitoring & Research	29,902.0	—	—	—	—	—	—	29,902.0	
Procurement & Materials Mgmt.	9,073.4	—	—	—	—	—	—	9,073.4	
Human Resources	51,145.8	—	—	—	—	—	—	51,145.8	
Information Technology	16,396.1	—	—	—	—	—	—	16,396.1	
Law	6,234.8	—	—	—	—	—	—	6,234.8	
Finance	3,600.1	—	—	—	—	—	—	3,600.1	
Engineering	22,971.2	68,500.0	10,114.2	—	—	—	—	101,585.4	
Maintenance & Operations	191,326.4	—	—	—	—	—	—	191,326.4	
Stormwater Management Fund	—	—	—	49,136.3	—	—	—	49,136.3	
Retirement Fund	—	—	—	—	107,319.0	—	—	107,319.0	
Bond Redemption & Interest Fund	—	—	—	—	—	233,021.9	—	233,021.9	
Reserve Claim Fund	—	—	—	—	—	—	5,000.0	5,000.0	
TOTAL EXPENDITURES	\$ 353,497.9	\$ 68,500.0	\$ 10,114.2	\$ 49,136.3	\$ 107,319.0	\$ 233,021.9	\$ 5,000.0	\$ 826,589.3	

*The Capital Improvements Bond Fund is budgeted on an "obligation" basis, which records expenditures in the period in which contracts or grants are awarded.

**The Equity Transfer to the Retirement Fund includes \$6.0 million from the Corporate Working Cash Fund, \$1.0 million from the Construction Working Cash Fund, and \$1.0 million from the Stormwater Working Cash Fund. Working Cash Funds are not included in the summary presentation.

**STATEMENT OF PERSONAL PROPERTY REPLACEMENT TAXES
RECEIVABLE FOR 2021 AND PRIOR YEARS AT JANUARY 1, 2021
INCLUDING THE ESTIMATED COLLECTIONS FOR THE YEAR 2021**

LEVY YEAR	FUND	BUDGETED RECEIVABLE	ACTUAL/ESTIMATED COLLECTED THROUGH 2020	CASH ESTIMATED IN 2021
2021	Corporate	\$ 16,000,000	\$ —	\$ —
	Retirement	18,558,500	—	—
	Construction	—	—	—
	Total	\$ 34,558,500	\$ —	\$ —
2020	Corporate	\$ 19,000,000	\$ —	\$ 19,000,000
	Retirement	18,427,400	—	18,427,400
	Construction	—	—	—
	Total	\$ 37,427,400	\$ —	\$ 37,427,400
2019	Corporate	\$ 15,000,000	\$ 21,902,000	\$ —
	Retirement	18,258,400	18,258,400	—
	Construction	—	—	—
	Total	\$ 33,258,400	\$ 40,160,400	\$ —
2018	Corporate	\$ 19,849,500	\$ 27,384,717	\$ —
	Retirement	18,250,500	18,250,500	—
	Construction	—	—	—
	Total	\$ 38,100,000	\$ 45,635,217	\$ —
2017	Corporate	\$ 18,164,000	\$ 17,970,367	\$ —
	Retirement	18,736,200	18,736,200	—
	Construction	—	—	—
	Total	\$ 36,900,200	\$ 36,706,567	\$ —
2016	Corporate	\$ 24,676,000	\$ 23,751,730	\$ —
	Retirement	16,624,500	16,624,500	—
	Construction	1,100,000	—	—
	Total	\$ 42,400,500	\$ 40,376,230	\$ —

NOTE: Personal Property Replacement Taxes are recorded as collected against the prior year's tax estimate. For example, collections in 2021 will be recorded against the 2020 budgeted receivable.

**CORPORATE FUND
ESTIMATED BALANCE SHEET
JANUARY 1, 2021 AND 2020**

		ASSETS			
		2021		2020	
		AMOUNT	AVAILABLE FOR APPROPRIATION	AMOUNT	AVAILABLE FOR APPROPRIATION
CURRENT ASSETS					
Cash & Investments		\$ 138,113,671	\$ 138,113,671	\$ 102,572,725	\$ 102,572,725
Taxes Receivable		257,129,365	258,436,234	245,664,007	246,790,827
Replacement Tax		19,000,000	19,000,000	15,000,000	15,000,000
Total Current Assets		\$ 414,243,036	\$ 415,549,905	\$ 363,236,732	\$ 364,363,552
		LIABILITIES & FUND EQUITY			
CURRENT LIABILITIES					
Unpaid Bills:					
Accrued Salaries & Wages		\$ 2,782,000	\$ 2,782,000	\$ 3,820,000	\$ 3,820,000
Security & Bid Deposits		3,100,000	3,100,000	3,160,000	3,160,000
Payroll Withholding & Miscellaneous		843,000	843,000	2,100,000	2,100,000
Contractual Services		16,000,000	16,000,000	27,715,678	27,715,678
Due to Corporate Working Cash Fund		256,100,000	256,100,000	190,000,000	190,000,000
Total Current Liabilities		\$ 278,825,000	\$ 278,825,000	\$ 226,795,678	\$ 226,795,678
Total Liabilities			\$ 278,825,000		\$ 226,795,678
ASSETS APPROPRIABLE FOR 2021 & 2020					
Net Assets Appropriable			\$ 136,724,905		\$ 137,567,874
Budget Reserve			(103,660,905)		(104,512,074)
Net Assets Appropriated			\$ 33,064,000		\$ 33,055,800
Estimated Revenue			364,655,000		365,145,000
Total Assets Appropriable			\$ 397,719,000		\$ 398,200,800
FUND EQUITY					
Undesignated		\$ 135,418,036		\$ 136,441,054	
Total Fund Equity		\$ 135,418,036		\$ 136,441,054	
Total Liabilities & Fund Equity		\$ 414,243,036		\$ 363,236,732	

CORPORATE FUND
APPROPRIABLE REVENUE
2021 - 2018

REVENUE DESCRIPTION	ESTIMATED			ACTUAL	
	2021 BUDGET	2020 ADJUSTED	2020 BUDGET	2019	2018
Revenue from Property Taxes					
Gross Tax Levy	\$ 270,880,900	\$ 266,455,300	\$ 266,455,300	\$ 254,574,100	\$ 240,465,800
Less Allowance for Uncollectible Taxes	(9,480,832)	(9,325,936)	(9,325,936)	(8,910,094)	(8,416,303)
Net Property Taxes	\$ 261,400,068	\$ 257,129,364	\$ 257,129,364	\$ 245,664,006	\$ 232,049,497
Revenue from Personal Property					
Replacement Tax	\$ 16,000,000	\$ 19,000,000	\$ 19,000,000	\$ 15,000,000	\$ 19,849,500
Net Tax Sources	\$ 277,400,068	\$ 276,129,364	\$ 276,129,364	\$ 260,664,006	\$ 251,898,997
Adjustment to match working cash borrowings	(4,900,069)	(4,929,365)	(4,929,365)	(4,564,007)	(4,598,997)
Working Cash Financing at 95% of Gross Tax Sources	\$ 272,500,000	\$ 271,200,000	\$ 271,200,000	\$ 256,100,000	\$ 247,300,000
Investment Income	\$ 860,000	\$ 1,733,500	\$ 2,100,000	\$ 3,761,348	\$ 3,033,675
Land Rentals	24,500,000	24,000,000	23,000,000	25,760,486	23,036,179
Sewer Permit Fees	—	—	—	—	1,064,300
Federal & State Grants	75,000	72,100	—	—	—
Sewer Service Agreement Revenue	1,750,000	1,500,000	1,750,000	2,874,044	1,448,371
User Charge	37,000,000	42,000,000	43,000,000	51,783,405	41,301,817
Resource Recovery	600,000	200,000	600,000	784,568	559,373
Lockport Electrical Energy Generation	800,000	1,200,000	1,200,000	1,386,344	1,386,344
Miscellaneous (details below)	22,070,000	22,243,000	22,295,000	17,928,574	15,639,376
Subtotal	\$ 87,655,000	\$ 92,948,600	\$ 93,945,000	\$ 104,278,769	\$ 87,469,435
Adjustment to Net Assets Available for Projected Receipts	—	7,167,400	—	4,703,500	(105,600)
Equity Transfer	4,500,000	—	—	4,200,000	4,200,000
GRAND TOTAL	\$ 364,655,000	\$ 371,316,000	\$ 365,145,000	\$ 369,282,269	\$ 338,863,835
<hr/>					
TIF Surplus Distribution	\$ 19,000,000	\$ 19,000,000	\$ 19,000,000	\$ 10,609,409	\$ 10,711,878
TIF Differential Fee	—	225,000	225,000	225,000	225,000
Land Sales	—	52,000	—	3,073,329	—
Claims & Damage Settlements	—	401,000	—	22,324	178,781
Scrap Sales	50,000	25,000	50,000	69,389	118,865
Sales of Automobiles	20,000	10,000	20,000	35,669	29,262
Interest on Taxes - Cook County Treasurer	—	30,000	—	52,114	34,321
Other	3,000,000	2,500,000	3,000,000	3,841,340	4,341,269
Total	\$ 22,070,000	\$ 22,243,000	\$ 22,295,000	\$ 17,928,574	\$ 15,639,376

CAPITAL IMPROVEMENTS BOND FUND
ESTIMATED BALANCE SHEET
JANUARY 1, 2021 AND 2020

		ASSETS			
		2021		2020	
		AMOUNT	AVAILABLE FOR APPROPRIATION	AMOUNT	AVAILABLE FOR APPROPRIATION
CURRENT ASSETS					
Cash & Investments		\$ 252,025,085	\$ 252,025,085	\$ 251,316,000	\$ 251,316,000
Total Current Assets		<u>\$ 252,025,085</u>	<u>\$ 252,025,085</u>	<u>\$ 251,316,000</u>	<u>\$ 251,316,000</u>
		LIABILITIES & FUND EQUITY			
CURRENT LIABILITIES					
Unpaid Bills:					
Contractual Services		\$ 10,000,000	\$ 10,000,000	\$ —	\$ —
Contracts Payable		253,817,500	253,817,500	276,044,100	276,044,100
Total Current Liabilities		<u>\$ 263,817,500</u>	<u>\$ 263,817,500</u>	<u>\$ 276,044,100</u>	<u>\$ 276,044,100</u>
Designated for Future Claims Liabilities		168,400,000	168,400,000	157,700,000	157,700,000
Total Liabilities		<u>\$ 432,217,500</u>	<u>\$ 432,217,500</u>	<u>\$ 433,744,100</u>	<u>\$ 433,744,100</u>
ASSETS APPROPRIABLE					
Net Assets Appropriaible			<u>\$ (180,192,415)</u>		<u>\$ (182,428,100)</u>
Net Assets Appropriated			<u>\$ (180,192,415)</u>		<u>\$ (182,428,100)</u>
Estimated Revenue			430,351,615		84,372,000
Equity Transfer			(4,500,000)		(9,000,000)
Total Assets Appropriable			<u>\$ 245,659,200</u>		<u>\$ (98,056,100)</u>
FUND EQUITY		<u>\$ (180,192,415)</u>		<u>\$ (182,428,100)</u>	
Total Liabilities & Fund Equity		<u>\$ 252,025,085</u>		<u>\$ 251,316,000</u>	

Fund: Corporate Dept: Monitoring & Research		POSITION ANALYSIS				
		2019	2020		2021	
					Recommended By Committee on Budget / Employment	
Pay Plan & Grade	Class Title	Actual FTEs	Budgeted FTEs	Appropriation in Dollars	Budgeted FTEs	Appropriation in Dollars
192	Technical Services Section					
HP18	Supervising Environmental Specialist	—	1		1	
HP17	Senior Environmental Specialist	1	1		2	
HP15	Environmental Specialist	2	5		3	
HP11	Administrative Specialist	—	1		1	
NR3642	Pollution Control Technician II	—	2		1	
TOTAL 192	Technical Services Section	3	10	1,036,593	8	835,560
193	Pretreatment & Cost Recovery Section					
HP18	Supervising Environmental Specialist	2	2		2	
HP17	Senior Civil Engineer	1	1		1	
HP17	Senior Environmental Specialist	3	3		3	
HP15	Associate Civil Engineer	7	7		7	
HP15	Associate Mechanical Engineer #2 (Associate Civil Engineer)	1	1		1	
HP15	Environmental Specialist	16	16		16	
HP11	Administrative Specialist	3	2		2	
HP09	Administrative Clerk	2	2		2	
TOTAL 193	Pretreatment & Cost Recovery Section	35	34	3,724,042	34	3,770,380
194	Field Services Section					
HP18	Supervising Environmental Specialist	1	2		2	
HP17	Senior Environmental Specialist	5	4		4	
HP15	Environmental Specialist	29	26		26	
HP13	Senior Administrative Specialist	1	1		1	
HP11	Administrative Specialist	1	1		1	
NR3642	Pollution Control Technician II	2	—		1	
NR3641	Pollution Control Technician I	21	20		20	
TOTAL 194	Field Services Section	60	54	5,110,017	55	5,212,319
TOTAL 190	Industrial Waste Division	100	100	10,116,943	99	10,074,404
TOTAL	Monitoring & Research	297	294	28,644,671	291	28,369,911
NOTE: Departmental appropriation totals for salaries in the Position Analysis differ from those contained in the Line Item Analysis by a factor identified to adjust for vacancies. Salary ranges corresponding to the pay plan and grade for each class title can be found in the table of Salary Schedules in the Appendix. Dollar amounts may not add up due to rounding.						

Fund: Corporate Dept: Maintenance & Operations Division: General		POSITION ANALYSIS				
		2019	2020		2021	
					Recommended By Committee on Budget / Employment	
Pay Plan & Grade	Class Title	Actual FTEs	Budgeted FTEs	Appropriation in Dollars	Budgeted FTEs	Appropriation in Dollars
NR8331	Laborer Foreman	6 (*1)	6 (*1)		6 (*1)	
NR8650	Maintenance Laborer Class A Shift	14 (*4)	14 (*4)		14 (*4)	
PR6473	Truck Driver	6 (*1)	6 (*1)		6 (*1)	
TOTAL 679	Collection System Unit	35	34	3,103,123	34	3,106,878
TOTAL	Stormwater Management Fund Positions	(*6)	(*6)		(*6)	
TOTAL 670	Collection System Section	35	34	3,103,123	34	3,106,878
TOTAL	Stormwater Management Fund Positions	(*6)	(*6)		(*6)	
TOTAL 630	Waterways Control Section	43	42	4,136,404	42	4,148,820
TOTAL	Stormwater Management Fund Positions	(*18)	(*18)		(*18)	
640	Technical Administration Section					
641	Technical Administration Unit					
HP20	Managing Engineer	1	1		1	
TOTAL 641	Technical Administration Unit	1	1	168,874	1	177,536
642	Contract Administration Unit - MOB					
HP18	Principal Engineer	1	1		1	
HP17	Senior Mechanical Engineer	1	1		1	
HP15	Associate Civil Engineer	1	1		1	
HP12	Administrative Assistant #2 (Administrative Specialist) (New Grade HP11)	1	1		—	
TOTAL 642	Contract Administration Unit - MOB	4	4	505,775	3	418,892
643	Technical Services Unit					
HP18	Principal Engineer	—	1		1	
HP17	Senior Engineer	1	1		1	
HP15	Associate Civil Engineer	1	1		1	
TOTAL 643	Technical Services Unit	2	3	413,639	3	407,791
644	Construction Design Unit					
HP18	Principal Engineer	1	—		—	
TOTAL 644	Construction Design Unit	1	—	—	—	—
TOTAL 640	Technical Administration Section	8	8	1,088,289	7	1,004,219

Fund: Corporate Dept: Maintenance & Operations Division: General		POSITION ANALYSIS				
		2019	2020		2021	
					Recommended By Committee on Budget / Employment	
Pay Plan & Grade	Class Title	Actual FTEs	Budgeted FTEs	Appropriation in Dollars	Budgeted FTEs	Appropriation in Dollars
660	Site Remediation Section					
661	Site Remediation Unit					
HP20	Engineer of Site Remediation	1	1		—	
HP17	Site Remediation Specialist	1	1		—	
TOTAL 661	Site Remediation Unit	2	2	343,910	—	—
TOTAL 660	Site Remediation Section	2	2	343,910	—	—
681	Asset Management Section					
HP20	Managing Engineer	1	1		1	
HP18	Principal Electrical Engineer	1	1		1	
HP18	Principal Engineer	1	1		1	
HP18	Principal Mechanical Engineer	3	3		3	
HP17	Senior Electrical Engineer	5	5		5	
HP17	Senior Engineer	1	1		1	
HP17	Senior Mechanical Engineer	4	4		4	
HP15	Associate Electrical Engineer	7	7		5	
HP15	Associate Mechanical Engineer	5	5		5	
HP14	Assistant Electrical Engineer	—	—		2	
HP14	Assistant Mechanical Engineer	2	3		3	
HP14	Assistant Mechanical Engineer #2 (Engineering Technician IV) (New Grade HP12)	1	—		—	
HP14	Engineering Technician V	1	2		2	
TOTAL 681	Asset Management Section	32	33	4,209,639	33	4,152,854
TOTAL	Maintenance & Operations General Division	115	112	12,952,888	90	10,449,217
TOTAL	Stormwater Management Fund Positions	(*18)	(*18)		(*18)	
NOTES: 1. Eighteen positions budgeted in Sections 634, 636, 639, and 679 are funded by the Stormwater Management Fund while the operations remain in the Maintenance & Operations Department. 2. Departmental appropriation totals for salaries in the Position Analysis differ from those contained in the Line Item Analysis by a factor identified to adjust for vacancies. Salary ranges corresponding to the pay plan and grade for each class title can be found in the table of Salary Schedules in the Appendix. Dollar amounts may not add up due to rounding.						

Fund: Corporate Dept: Maintenance & Operations Division: North Service Area		POSITION ANALYSIS				
		2019	2020		2021	
					Recommended By Committee on Budget / Employment	
Pay Plan & Grade	Class Title	Actual FTEs	Budgeted FTEs	Appropriation in Dollars	Budgeted FTEs	Appropriation in Dollars
NR6232	Electrical Operator I	2	2		2	
TOTAL 723	Electrical Engineering Unit	8	9	934,738	9	934,738
724	Maintenance Unit					
HP19	Master Mechanic	1	1		1	
HP18	Principal Electrical Engineer	—	1		1	
HP17	Assistant Master Mechanic	4	4		4	
HP17	Senior Electrical Engineer	2	1		1	
HP15	Associate Civil Engineer #2 (Engineering Technician IV) (New Grade HP12)	—	1		1	
HP15	Associate Electrical Engineer	—	—		1	
HP15	Associate Process Control Engineer	—	1		1	
HP14	Assistant Electrical Engineer	1	1		—	
HP11	Administrative Specialist	1	1		1	
TOTAL 724	Maintenance Unit	9	11	1,414,561	11	1,434,398
760	Area Maintenance Section					
764	Area Maintenance Unit					
PR5933	Architectural Ironworker	2	2		2	
PR5353	Bricklayer	1	1		1	
PR5153	Carpenter	2	2		2	
PR7425	Electrical Instrument & Testing Mechanic Foreman	1	1		1	
PR7424	Electrical Instrument & Testing Mechanic Leadman	1	1		1	
PR7423	Electrical Instrument & Testing Mechanic	12	12		12	
PR7347	Electrical Mechanic Foreman	1	1		1	
PR7349	Electrical Mechanic Sub-Foreman	1	1		1	
PR7343	Electrical Mechanic	14	14		14	
PR6453	Hoisting Engineer	1	1		1	
PR7579	Machinist Foreman	1	1		1	
PR7575	Machinist Leadman	1	1		1	
PR7573	Machinist	16	16		16	

Fund: Corporate Dept: Maintenance & Operations Division: Stickney Service Area		POSITION ANALYSIS				
		2019	2020		2021	
					Recommended By Committee on Budget / Employment	
Pay Plan & Grade	Class Title	Actual FTEs	Budgeted FTEs	Appropriation in Dollars	Budgeted FTEs	Appropriation in Dollars
PR6473	Truck Driver	8	8		8	
TOTAL 924	Maintenance Unit	161	160	16,729,932	160	17,086,316
TOTAL	Stormwater Management Fund Positions	(*1)	(*1)		(*1)	
943	Buildings & Grounds Unit					
HP18	Principal Mechanical Engineer	1	1		1	
HP15	Associate Civil Engineer	1	1		1	
HP14	Engineering Technician V	2	2		2	
HP09	Administrative Clerk	1	1		—	
NR8331	Laborer Foreman	2	2		2	
NR8651	Maintenance Laborer Class A	7	7		7	
NR8652	Maintenance Laborer Class B	9	9		9	
TOTAL 943	Buildings & Grounds Unit	23	23	1,825,039	22	1,764,704
TOTAL 920	Plant Engineering & Maintenance Branch	206	205	21,024,571	204	21,314,137
TOTAL	Stormwater Management Fund Positions	(*1)	(*1)		(*1)	
930	Plant Operations Branch					
931	Administrative Unit					
HP21	Engineer of Treatment Plant Operations	—	—		1	
HP21	Engineer of Treatment Plant Operations I	—	1		—	
HP20	Managing Engineer	1	—		—	
HP20	Managing Engineer #1	—	1		1	
TOTAL 931	Administrative Unit	1	2	369,114	2	372,395
932	Treatment Operations Unit					
HP19	Assistant Engineer of Treatment Plant Operations II #2 (Principal Engineer) (New Grade HP18)	1	1		—	
HP18	Principal Engineer	—	—		1	
HP17	Senior Engineer	1	1		1	
HP16	Treatment Plant Operator III	6	6		6	
HP15	Associate Civil Engineer	—	1		1	
HP14	Assistant Civil Engineer	—	—		1	
HP14	Treatment Plant Operator II	8	8		9	
HP14	Treatment Plant Operator II #4	1	1		—	
HP12	Treatment Plant Operator I	6	6		6	
HP11	Administrative Specialist	1	1		1	

Construction Fund Program

Projects Under Construction

Project Name	Project Number	Est. Construction Cost	2021 Appropriation	Duration (days)	Award Date
Furnish, Deliver, and Install Four Sacrificial Deep Anode Ground Beds for the Cathodic Protection System, CSA	19-804-21	\$ 805	\$ 100	601	Aug 2019
Furnish, Deliver, and Install a Shaftless Screw Conveyor in an Aerated Grit Tank, CWRP	18-802-22	415	50	543	Sep 2019
Rehabilitation of Two Double Disc Gate Valves, SWRP	19-905-21	1,088	888	619	Oct 2019
Furnish, Deliver, and Install Motor Excitation Control Equipment, Various Locations	19-603-21	865	50	496	Nov 2019
Furnish and Deliver HVAC Coils, Various Service Areas	19-608-22	62	62	447	Jan 2020
Railroad Track Rehabilitation, SSA	J69922-22.A	1,353	800	470	Feb 2020
Furnish, Deliver, and Install an Upgraded Operator for TARP Gate I, OWRP	19-717-22	775	450	480	Mar 2020
Asbestos Abatement at the Pump and Blower Building Bag House, SSA	J69922-023.A	626	76	384	Mar 2020
Rehabilitate One Electric Motor, OWRP	20-704-21	203	150	360	Aug 2020
Furnish, Deliver, and Install 480 VAC Duct Bank Feeder Cables, SSA	J69923-012.A	200	200	211	Sep 2020
HVAC Improvements, Various Locations	19-613-21	3,175	1,100	1,216	Oct 2020
Rehabilitate Aeration Blowers, SWRP	20-908-21	3,385	1,000	1,172	Oct 2020
Furnish, Deliver, and Install Air Compressors, CSA and SWRP	J67722-001.A	735	610	456	Nov 2020
Furnish, Deliver, and Install Emergency Backup Generator, CSA	J67723-001.D	204	204	180	Nov 2020
Remove and Replace Two Boilers, Main Office Building	J15090-076	500	500	334	Dec 2020
Furnish, Deliver, and Install 480V Power Feeds to Aeration Batteries A, B, and C, CWRP	J68823-001.A	250	250	274	Dec 2020
Furnish, Deliver, and Install Automatic Transfer Switches, LWRP	J68823-002.A	250	250	274	Dec 2020
Total Projects Under Construction		\$ 14,891	\$ 6,740		

Awards in 2021

Project Name	Project Number	Est. Construction Cost	2021 Appropriation	Duration (days)	Est. Award Date
Rehabilitation of the Gloria Alitto Majewski Reservoir, KWRP	J67783-044	\$ 600	\$ 400	348	Feb 2021
Railroad Track Improvements, SSA	20-907-21	2,800	1,948	660	Mar 2021
Furnish, Deliver, and Install HVAC Control Panels, SWRP	21-910-21	425	165	1,004	Apr 2021
HVAC System Replacement, Various Locations	21-611-21	8,300	166	1,187	Oct 2021
Rehabilitation of Locomotive No. 4, SSA	21-911-21	500	200	456	Oct 2021
Total 2021 Awards		\$ 12,625	\$ 2,879		
Cumulative Projects Under Construction and 2021 Awards		\$ 27,516	\$ 9,619		

Note: All cost figures are in thousands of dollars.

Capital Improvements Bond Fund Program

Awards in 2021

Project Name	Project Number	Est. Construction Cost	Duration (days)	Est. Award Date
Chemical Addition Backup System, SWRP	19-159-3P	\$ 8,000	248	Jan 2021
Furnish, Deliver, and Install Coarse Screens, SWRP	20-903-31	6,000	1,081	Jan 2021
Six Access Shafts Infiltration Mitigation, MSPS	18-142-3H	2,269	311	Feb 2021
Upper Des Plaines Intercepting Sewer 14B Rehabilitation, NSA	06-360-3S	13,053	313	Mar 2021
Battery A Final Settling Tanks, Rehabilitation of Concrete and Road Replacement, SWRP	08-174-3D	7,700	323	Mar 2021
Odor Control Systems at Two TARP Shafts and Decommissioning the Thornton Transitional Reservoir, CSA, Rebid	15-266-4H3	20,000	702	Mar 2021
A/B and C/D Service Tunnel Rehabilitation - Phase III, SWRP	16-127-3D	17,000	1,048	Mar 2021
Furnish, Deliver, and Install Disc Filters, EWRP	18-702-31	6,700	187	Mar 2021
Furnish, Deliver, and Install Three Bar Screens, KWRP	18-703-31	2,000	771	Mar 2021
Furnish, Deliver, and Install Disc Filters and Other Improvements, HPWRP	20-701-31	3,600	903	Mar 2021
Furnish, Deliver and Install Replacement Gearboxes for SEPA(s) 2, 3, 4, & 5, CSA	20-801-31	1,600	658	Mar 2021
Sludge Pumping Improvements, Various Locations	21-603-31	4,000	1,025	Mar 2021
McCook Reservoir Stage 2 Rock Wall Stabilization and Instrumentation, SWRP	17-131-4F	17,268	1,231	Apr 2021
TARP Mainstream Drop Shaft DS-M73E at Armitage Avenue, SSA	20-160-4H	9,600	323	Apr 2021
Stickney Effluent Reuse Line, SSA	14-107-3S	800	193	May 2021
Rehabilitation of Steel Spandrel Beams of Pump and Blower House, OWRP	15-069-3D	10,000	903	May 2021
Roof Replacement of the Lue-Hing M&R Complex, SWRP	17-135-3V	6,500	493	May 2021
Utility Tunnel Cracks and Expansion Joints Rehabilitation, OWRP, KWRP, EWRP, HPWRP	17-843-3D	4,100	683	Jul 2021
Biogas Combined Heat and Power System, EWRP	20-415-3S	2,000	150	Jul 2021
Rehabilitation of North Branch Pumping Station & Other Miscellaneous Work, NSA, SSA	20-858-3D	5,700	225	Jul 2021
North Shore 1 Rehabilitation, NSA	10-047-3S	22,750	953	Oct 2021
Boilers 3, 4, 5 and MCC Replacement, SWRP	19-155-3M	13,000	673	Nov 2021
Replacement of Telemetry, Various Locations	20-861-3E	1,300	351	Nov 2021
Pumping Station Relief Sewers and Collection System Work, Various Locations	20-859-3S	7,500	253	Dec 2021
Total 2021 Awards		\$ 192,440		

Projects Under Construction

Projects under construction in the Capital Improvements Bond Fund were appropriated in prior years using the full encumbrance (obligation) method of budgetary accounting. The construction contract award amount and the full project duration are provided in this table.

Project Name	Project Number	Est. Construction Cost	Duration (days)	Award Date
Thornton Composite Reservoir Mining, Land, and Corp Costs, CSA	77-235-2F	\$ 52,806	8,597	Jun 1998
McCook Reservoir Stages 1 & 2, SSA	73-161-2H	134,702	8,172	May 1999
McCook Reservoir Des Plaines Inflow Tunnel, SSA	13-106-4F	107,868	1,952	Jun 2016
Furnish, Deliver, and Install Boiler Controls, SWRP	16-901-31	1,327	1,569	Sep 2017
North Branch Dam Removal and River Riparian Connectivity, NSA	16-IGA-22	2,500	1,796	Sep 2017
Installation of Shaftless Screw Conveyors for Aerated Grit Tanks, SWRP	17-902-31	2,595	1,138	Dec 2017
Rehabilitation of North Branch Pumping Station, NSA	16-079-3D	5,427	893	Aug 2018
Furnish and Install Odor Control System, CWRP, HPWRP, and KWRP	17-844-3P	4,198	715	Feb 2019
Replacement of Tailrace Stop Logs, Headrace Gates, and Equipment at Lockport Powerhouse, SSA	15-830-3D	12,154	1,109	Jun 2019
Odor Control Facilities at Sludge Concentration, Southwest Coarse Screen, Overhead Weir, and Post-Centrifuge Building, SWRP	17-134-3MR	16,512	699	Sep 2019
Digester Rehabilitation and Gas Piping Replacement, SWRP	17-140-3P	13,663	781	Nov 2019
Digester Sludge Heating System Upgrades and Boiler Removal, CWRP	18-277-3M	25,568	1,100	Dec 2019
Sidestream Enhanced Biological Phosphorus Removal Pilot Study, CWRP	18-248-3P	1,859	383	Jan 2020
Rehabilitation of Gravity Concentration Tank, CWRP	18-803-32	2,296	666	Mar 2020
Phosphorus Removal Liquid Facilities at the Fox River Water Reclamation District	18-IGA-36	7,148	489	Apr 2020
Installation of Mechanical Mixers, SWRP	19-157-3P	12,400	500	Oct 2020
Rehabilitation of TARP Pumps, MSPS	18-144-3M	20,509	1,487	Nov 2020
Central Boiler Facility and Electrical Updates, HPWRP	19-542-3M	14,000	653	Nov 2020
North Side Sludge Pipeline Replacement - Section 1, NSA	07-027-3S	16,365	923	Dec 2020
Total Projects Under Construction		\$ 453,897		

Projects Under Development

Project Name	Project Number	Est. Construction Cost	Duration (days)	Est. Award Date
Chemical Phosphorus Removal Facility, CWRP	18-254-3P	\$ 14,000	253	Jan 2022
FST Effluent Conduit Rehab & UV Facility Upgrades, OWRP	19-084-3P	2,000	453	Jan 2022
39th Street Conduit Rehabilitation - Phase II, SSA	01-103-AS	24,700	690	Feb 2022
Gate Control Equipment Upgrade at TARP Control Structures, KWRP, NSA	06-358-3M	2,200	493	Feb 2022
Upper Des Plaines Intercepting Sewer 11D, Ext. C Rehabilitation, NSA	11-404-3S	5,500	403	Feb 2022
Fermentation and Ancillary Facilities for Biological Phosphorus Removal, CWRP	12-245-3P	31,000	482	Feb 2022
6th Street Construction and Utility Tunnel Rehabilitation and Various Roof Replacements, CWRP	19-257-3D	3,100	323	Feb 2022
Digester Rehabilitation and Gas Piping Replacement Phase II, SWRP	18-148-3P	11,500	683	Mar 2022
Furnish Deliver and Install Elevator Upgrades, NSA	21-701-31	3,450	600	Mar 2022
Lockport Turbine Generator Rehabilitation, SSA	21-601-31	1,600	336	Apr 2022
Rehabilitation of the Overhead Bridge Crane in the Discharge Valve Chamber, MSPS	21-901-31	1,100	514	May 2022
MCC Replacement at Upper DuPage Reservoir, NSA	19-543-3E	250	253	Jun 2022
TARP Control System Replacement, SSA, CSA, NSA	19-856-3E	25,000	353	Jun 2022
Salt Creek 3 Intercepting Sewer Rehabilitation, SSA	20-161-3S	7,250	844	Nov 2022
West Side Intercepting Sewer No. 2 Rehabilitation, SSA	20-162-3S	2,000	354	Dec 2022
Rehabilitation of Locomotive Terminal Building, SWRP	18-143-3D	2,750	533	Jan 2023
Rehabilitation of Pump and Blower House, CWRP	19-255-3D	4,000	503	Jan 2023
Low Voltage Pump & Blower Switchgear and Aerated Grit MCC Replacement, SWRP	19-156-3E	6,750	493	Feb 2023
Digester Rehabilitation and Gas Piping Replacement, CWRP	18-253-3P	15,000	783	Mar 2023
Upgrade Wilmette Lift Station, NSA	19-083-3P	1,500	323	Jun 2023
Phosphorus Removal, KWRP	19-375-3P	6,500	453	Jul 2023
Battery C Final Settling Tanks, Rehabilitation of Concrete, SWRP	16-129-3D	3,000	513	Oct 2023
Lockport Powerhouse and Waterways Control System Replacement, SSA	19-855-3E	3,000	393	Oct 2023
Upper Des Plaines Intercepting Sewer 11D Rehabilitation, NSA	12-369-3S	5,500	403	Jan 2024
Battery B Final Settling Tanks, Rehabilitation of Concrete, SWRP	16-128-3D	5,000	513	Jan 2024
Low Voltage Switchgear Replacement, MSPS	19-154-3E	9,000	453	Jan 2024
Digester Rehabilitation, HPWRP	19-541-3P	6,000	513	Jan 2024
Chemical Phosphorus Removal, OWRP	20-087-3P	14,000	705	Mar 2024
Battery D Final Settling Tanks, Rehabilitation of Concrete, SWRP	16-130-3D	3,000	453	Oct 2024
Fermentation and Ancillary Facilities for Biological Phosphorous Removal Phase I, OWRP	20-085-3P	30,000	705	Dec 2024
Aeration Battery A Rehabilitation of Concrete, SWRP	20-164-3D	25,000	503	Dec 2024
Phosphorus Removal, EWRP	19-415-3P	30,000	453	Jan 2025
Digester Rehabilitation and Gas Piping Replacement Phase II, CWRP	19-256-3P	10,000	673	May 2025

Projects Under Development (Continued)

Project Name	Project Number	Est. Construction Cost	Duration (days)	Est. Award Date
Additional Grit Removal Tank, Chemical Phosphorus Removal Facility, and Construction of New Plant Entrance, LWRP	19-717-3P	\$ 6,000	553	Jun 2025
Switchgear and MCC Replacement, CWRP	19-258-3E	23,000	635	Sep 2025
Plant Improvements, HPWRP	18-540-3P	20,000	683	Dec 2025
Aeration Battery B Rehabilitation of Concrete, SWRP	20-163-3D	25,000	705	May 2026
Fermentation and Ancillary Facilities for Biological Phosphorous Removal Phase II, OWRP	20-086-3P	30,000	355	Dec 2026
McCook Reservoir Stage 2 Final Reservoir Prep, SSA	17-132-4F	24,796	483	Aug 2028
Total Future Awards		\$ 443,446		
Cumulative 2021 and Future Awards		\$ 635,886		

Note: All cost figures are in thousands of dollars; inflation factor is 0 percent.

Bold type indicates projects to be financed by "Unlimited Tax Bonds."

Stormwater Management Fund Program

Awards in 2021

Project Name	Project Number	Est. Construction Cost	2021 Appropriation	Duration (days)	Est. Award Date
Streambank Stabilization Project along Calumet Union Drainage Ditch, CSA	10-882-BF	\$ 2,476	\$ 2,401	1,260	Jan 2021
Demolition for the Addison Creek Channel Improvements, SSA	11-187-AF	505	505	186	Jan 2021
Stormwater Storage Areas in Niles, NSA	18-IGA-31	2,000	2,000	66	Jan 2021
Diversion Channel for Flood Control Project on Midlothian Creek in Robbins, CSA	14-253-AF	7,981	4,800	479	Feb 2021
South Homan Green Alley in Chicago, SSA	19-IGA-20	155	155	59	Feb 2021
Winchester Avenue Green Infrastructure Project in Calumet Park, CSA	18-IGA-02	360	360	89	Mar 2021
Lake Katherine Commuter Parking Lot in Palos Heights, CSA	18-IGA-14	184	184	89	Mar 2021
Wetland and Park Storage Projects in Winnetka, NSA	18-IGA-24	500	500	304	Mar 2021
Storm Sewers and Outfall in Forest View, SSA	18-IGA-28	1,000	1,000	179	Mar 2021
Storm Sewers and Outfall to Flagg Creek in Western Springs, SSA	18-IGA-32	753	753	179	Mar 2021
Green Streets Project in Ford Heights, CSA	19-IGA-12	357	357	59	Mar 2021
119th Place Bioswale and Permeable Alley in Blue Island, CSA	20-IGA-03	250	250	107	Mar 2021
Cottage Park Bioswales and Native Plantings in Burnham, CSA	20-IGA-05	50	50	80	Mar 2021
Metra Station Permeable Paver Parking Lot in Chicago Ridge, CSA	20-IGA-07	228	228	41	Mar 2021
Green Alleys Project in Harwood Heights, NSA	20-IGA-11	353	353	89	Mar 2021
Flood Control Project on 1st Avenue from Roosevelt Road to Cermak Road, SSA	14-111-5F	5,200	5,200	226	Apr 2021
Flood Control Project on Midlothian Creek in Robbins, CSA	14-253-5F	11,000	4,270	503	Apr 2021
Calumet River Gateway Garden in Chicago, CSA	20-IGA-06	539	539	106	Apr 2021
Forest Preserves Green Infrastructure Parking Lot Retrofit in Unincorporated Proviso Township, SSA	20-IGA-10	203	203	115	Apr 2021
Flood Control in the vicinity of 131st Street and Cypress Lane in Palos Heights, CSA	14-259-5F	134	134	209	May 2021
Permeable Parking Lot and Green Infrastructure Demonstration Project in Midlothian, CSA	18-IGA-12	84	84	89	May 2021
Barbara Vick Outdoor Classrooms in Chicago, CSA	19-IGA-03	100	100	59	May 2021
* Addison Creek Channel Improvements, SWRP	11-187-3F	21,350	1,323	683	Jun 2021
Flood Control Project in the Worth Woods Subdivision in Worth, CSA	14-256-5F	2,500	1,600	340	Jun 2021
Streambank Stabilization Project on Tinley Creek, CSA	19-IGA-22	3,806	695	1,387	Jul 2021
Public Library Green Parking Lot in Park Ridge, NSA	19-IGA-17	650	650	59	Aug 2021
Culvert Upsizing and Channel Improvements on Boca Rio Ditch in Oak Forest, CSA	18-IGA-26	519	519	133	Sep 2021
Total 2021 Awards		\$ 63,237	\$ 29,213		

Projects Under Development

Project Name	Project Number	Est. Construction Cost	2021 Appropriation	Duration (days)	Est. Award Date
Flood Control Project for Deer Creek, CSA	10-884-BF	\$ 6,500	\$ —	678	Jan 2022
Flood Control Project on Willow Road at McDonald Creek Tributary A in Prospect Heights, NSA	20-IGA-23	1,800	—	318	Jan 2022
Flood Control Project on Farmers Creek, NSA	12-056-AF	1,000	—	253	Mar 2022
Flood Control Project on Prairie Creek, NSA	12-056-BF	13,100	—	713	Mar 2022
Flood Control Project on the West Fork of the North Branch of the Chicago River, NSA	16-IGA-18	6,600	—	478	Apr 2022
Flood Control Project on Central Road from Des Plaines River to Greenwood Road, NSA	14-065-5F	12,000	—	662	Jul 2022
Flood Control Project for the Washington Street Area in Blue Island, CSA	14-260-5F	5,700	—	665	Jul 2022
Flood Control Project along Plainfield Road in Countryside, La Grange, McCook, and Lyons Township, SSA	14-112-5F	17,000	—	669	Aug 2022
Flood Control Project on Calumet-Sag Tributary C in Bremen Township and Midlothian, CSA	14-257-5F	3,600	—	305	Sep 2022
Total Future Awards		\$ 67,300			
Cumulative Projects Under Construction, 2021 Awards, and Future Awards		\$ 183,292			

* This project is funded by the Capital Improvements Bond Fund and the Stormwater Management Fund.

Refer to Section V Capital Budget for more information about Stormwater Management projects funded by alternative bonds.

Note: All cost figures are in thousands of dollars; inflation factor is 0 percent.

The Stormwater Management local cost-sharing programs for Green Infrastructure projects and stormwater projects, along with flood-prone property acquisitions and projects that are in the preliminary stages of design, will continue to be a priority for the District in addressing flooding due to increased intense rain events that overwhelm current infrastructure throughout Cook County. The table below provides planned expenditures for the fiscal years 2022-2025 not included in the detailed list of Projects Under Development presented above.

2022-2025 Projects Under Development

Projects	2022	2023	2024	2025	Total 2022-2025
Green Infrastructure Projects Intergovernmental Agreements	\$ 5,000	\$ 5,000	\$ 5,000	\$ 5,000	\$ 20,000
Local Stormwater Projects Intergovernmental Agreements	5,000	5,000	5,000	5,000	20,000
Flood-Prone Property Acquisitions	5,000	5,000	5,000	5,000	20,000
Future Stormwater Projects (projects currently under preliminary design)	—	5,000	5,000	20,000	30,000
Anticipated District Stormwater Projects from Master Planning	—	—	5,000	15,000	20,000
Total	\$ 15,000	\$ 20,000	\$ 25,000	\$ 50,000	\$ 110,000

Note: All cost figures are in thousands of dollars; inflation factor is 0 percent.

**METROPOLITAN WATER RECLAMATION DISTRICT OF GREATER CHICAGO
CHANGES TO THE EXECUTIVE DIRECTOR'S 2021 BUDGET RECOMMENDATIONS**

Department Page Number:
1 of 1

Fund: 101 Department Number: 15000

Department Name: General Administration

THE FOLLOWING CHANGES ARE RECOMMENDED:

<i>Budget Page</i>	<i>Code</i>	<i>Position Title or Line Item Name</i>	<i>No.</i>	<i>FROM \$ Amount</i>	<i>No.</i>	<i>TO \$ Amount</i>	<i>No.</i>	<i>Plus/(Minus) \$ Amount</i>	<i>Explanation</i>
133	612210	Communication Services		\$0		\$3,000		\$3,000	Increase is due to the need for an Automated Law Enforcement Communication System, an access service line used by the Police Section, to access the Illinois Public Safety Agency Network.
133	612490	Contractual Services, N.O.C.		\$342,100		\$339,100		(\$3,000)	Decrease is due to a lower than anticipated need for STARCOM radio maintenance resulting from a one-year warranty included in the 2020 purchase of new radios.

GENERAL ADMINISTRATION BUDGET TOTAL: \$20,953,100 \$20,953,100 \$0

October 2020 (BF-19)


Acting Department Head (Recommended)


Budget Officer (Reviewed)


Executive Director (Approved)

10/28/20
Date

1
Page

**METROPOLITAN WATER RECLAMATION DISTRICT OF GREATER CHICAGO
CHANGES TO THE EXECUTIVE DIRECTOR'S 2021 BUDGET RECOMMENDATIONS**

Department Page Number:
1 of 1

Fund: 101 Department Number: 16000

Department Name: Monitoring & Research

THE FOLLOWING CHANGES ARE RECOMMENDED:

Budget Page	Code	Position Title or Line Item Name	No.	FROM \$ Amount	No.	TO \$ Amount	No.	Plus/(Minus) \$ Amount	Explanation
154	601010	Salaries of Regular Employees		\$28,297,400		\$28,227,300		(\$70,100)	Decrease is due to position changes detailed below.
154	601060	Compensation Plan Adjustments		\$776,400		\$789,400		\$13,000	Increase is due to the revised estimate for paid overtime and severance request.
154	612430	Payments for Professional Services		\$500,200		\$505,200		\$5,000	Increase is due to the addition of funding to participate in the Water Research Foundation's PFAS Analysis Study.
154	612490	Contractual Services, N.O.C.		\$217,900		\$270,000		\$52,100	Increase is due to the need for air quality monitoring of the Stickney WRP's turbine for the Clean Air Act permit and for a study in anticipation of a new permit (\$42,100) and outsourcing of sampling analytical services (\$10,000).
161	192	Environmental Specialist (HP15)	5		3		(2)		One position was transferred to Section 194 and one position was reclassified to a Senior Environmental Specialist (HP17) in Section 192.
161	192	Pollution Control Technician II (NR3642)	2		1		(1)		One position was transferred to Section 194.
161	192	Senior Environmental Specialist (HP17)	1		2		1		One position was reclassified from an Environmental Specialist (HP15) in Section 192.
161	194	Environmental Specialist (HP15)	26		26		0		One position was transferred from Section 192 and one position was dropped in Section 194.
161	194	Pollution Control Technician II (NR3642)	0		1		1		One position was transferred from Section 192.

MONITORING & RESEARCH BUDGET TOTAL:

\$32,724,200

\$32,724,200

\$0

October 2020 (BF-19)




Department Head (Recommended)



Budget Officer (Reviewed)



Executive Director (Approved)



Date



Page

**METROPOLITAN WATER RECLAMATION DISTRICT OF GREATER CHICAGO
CHANGES TO THE EXECUTIVE DIRECTOR'S 2021 BUDGET RECOMMENDATIONS**

Department Page Number:
1 of 4

Fund: 101 Department Number: 66000


Department Name: Maintenance & Operations - General Division

THE FOLLOWING CHANGES ARE RECOMMENDED:

<i>Budget Page</i>	<i>Code</i>	<i>Position Title or Line Item Name</i>	<i>No.</i>	<i>FROM \$ Amount</i>	<i>No.</i>	<i>TO \$ Amount</i>	<i>No.</i>	<i>Plus/(Minus) \$ Amount</i>	<i>Explanation</i>
256	601010	Salaries of Regular Employees		\$10,507,600		\$10,293,400		(\$214,200)	Decrease is due to position changes detailed below.
256	601060	Compensation Plan Adjustments		\$772,100		\$771,500		(\$600)	Decrease is due to position changes detailed below.
260	642	Administrative Assistant #2 (Administrative Specialist) (New Grade HP11) (HP12)	1		0		(1)		One position was dropped in Section 642.
262	681	Associate Electrical Engineer (HP15)	7		5		(2)		One position was reclassified to an Assistant Electrical Engineer (HP14) in Section 681 and one position was transferred to Section 724 in the Maintenance & Operations North Service Area.
262	681	Assistant Electrical Engineer (HP14)	1		2		1		One position was reclassified from an Associate Electrical Engineer (HP15) in Section 681.

M&O - GENERAL DIVISION BUDGET TOTAL: \$13,845,500 \$13,630,700 (\$214,800)

October 2020 (BF-19)



Department Head (Recommended)



Budget Officer (Reviewed)



Executive Director (Approved)

10/28/20

Date

3

Page

**METROPOLITAN WATER RECLAMATION DISTRICT OF GREATER CHICAGO
CHANGES TO THE EXECUTIVE DIRECTOR'S 2021 BUDGET RECOMMENDATIONS**

Department Page Number:
2 of 4

Fund: 101 Department Number: 67000

Department Name: Maintenance & Operations - North Service Area

THE FOLLOWING CHANGES ARE RECOMMENDED:

<i>Budget Page</i>	<i>Code</i>	<i>Position Title or Line Item Name</i>	<i>No.</i>	<i>FROM \$ Amount</i>	<i>No.</i>	<i>TO \$ Amount</i>	<i>No.</i>	<i>Plus/(Minus) \$ Amount</i>	<i>Explanation</i>
271	601010	Salaries of Regular Employees		\$24,257,300		\$24,372,600		\$115,300	Increase is due to the position change detailed below.
271	601060	Compensation Plan Adjustments		\$1,325,400		\$1,325,900		\$500	Increase is due to the position change detailed below.
271	612410	Governmental Service Charges		\$4,208,900		\$4,182,100		(\$26,800)	Decrease is due to lower than anticipated monthly payments for the Fox River Water Reclamation District based on yearly audit findings.
271	612520	Waste Material Disposal Charges		\$646,000		\$672,800		\$26,800	Increase is due to higher than anticipated bids for 20-613-11, Scavenger Services at Various Service Areas.
--	724	Associate Electrical Engineer (HP15)	0		1		1		One position was transferred from Section 681 in the Maintenance & Operations General Division.


M&O - NORTH SERVICE AREA BUDGET TOTAL:

\$48,256,000

\$48,371,800

\$115,800

October 2020 (BF-19)


Department Head (Recommended)


Budget Officer (Reviewed)


Executive Director (Approved)

10/28/20
Date

4
Page

**METROPOLITAN WATER RECLAMATION DISTRICT OF GREATER CHICAGO
CHANGES TO THE EXECUTIVE DIRECTOR'S 2021 BUDGET RECOMMENDATIONS**

Department Page Number:
3 of 4

Fund: 101 Department Number: 68000


Department Name: Maintenance & Operations - Calumet Service Area

THE FOLLOWING CHANGES ARE RECOMMENDED:


<i>Budget Page</i>	<i>Code</i>	<i>Position Title or Line Item Name</i>	<i>No.</i>	<i>FROM \$ Amount</i>	<i>No.</i>	<i>TO \$ Amount</i>	<i>No.</i>	<i>Plus/(Minus) \$ Amount</i>	<i>Explanation</i>
286	612330	Rental Charges		\$5,400		\$7,700		\$2,300	Increase is due to the transfer of CALSMA services from the Stickney Service Area.
286	612490	Contractual Services, N.O.C.		\$14,500		\$15,500		\$1,000	Increase is due to the transfer of CALSMA services from the Stickney Service Area.
287	623990	Materials and Supplies, N.O.C.		\$38,000		\$45,500		\$7,500	Increase is due to the transfer of CALSMA services from the Stickney Service Area.

M&O - CALUMET SERVICE AREA BUDGET TOTAL: \$44,338,000 \$44,348,800 \$10,800

October 2020 (BF-19)



Department Head (Recommended)



Budget Officer (Reviewed)



Executive Director (Approved)

10/28/20

Date

5

Page

**METROPOLITAN WATER RECLAMATION DISTRICT OF GREATER CHICAGO
CHANGES TO THE EXECUTIVE DIRECTOR'S 2021 BUDGET RECOMMENDATIONS**

Department Page Number:
4 of 4

Fund: 101 Department Number: 69000

Department Name: Maintenance & Operations - Stickney Service Area

THE FOLLOWING CHANGES ARE RECOMMENDED:


<i>Budget Page</i>	<i>Code</i>	<i>Position Title or Line Item Name</i>	<i>No.</i>	<i>FROM \$ Amount</i>	<i>No.</i>	<i>TO \$ Amount</i>	<i>No.</i>	<i>Plus/(Minus) \$ Amount</i>	<i>Explanation</i>
299	601010	Salaries of Regular Employees		\$39,039,500		\$38,992,800		(\$46,700)	Decrease is due to the position change detailed below.
299	601060	Compensation Plan Adjustments		\$2,428,500		\$2,545,400		\$116,900	Increase is due to the revised estimate for paid overtime.
299	612330	Rental Charges		\$135,400		\$133,100		(\$2,300)	Decrease is due to the transfer of CALSMA services to the Calumet Service Area.
299	612490	Contractual Services, N.O.C.		\$487,300		\$486,300		(\$1,000)	Decrease is due to the transfer of CALSMA services to the Calumet Service Area.
299	612760	Repairs to Material Handling and Farming Equipment		\$605,500		\$634,300		\$28,800	Increase is due to the addition of funding to rebuild a Caterpillar 980G wheel loader.
300	623990	Materials and Supplies, N.O.C.		\$59,600		\$52,100		(\$7,500)	Decrease is due to the transfer of CALSMA services to the Calumet Service Area.
304	943	Administrative Clerk (HP09)	1		0		(1)		One position was dropped in Section 943.

M&O - STICKNEY SERVICE AREA BUDGET TOTAL: \$104,039,100 \$104,127,300 \$88,200

October 2020 (BF-19)

MAINTENANCE & OPERATIONS

BUDGET TOTAL: \$210,478,600 \$210,478,600 \$0


Department Head (Recommended)


Budget Officer (Reviewed)


Executive Director (Approved)

10/28/20
Date

6
Page

**METROPOLITAN WATER RECLAMATION DISTRICT OF GREATER CHICAGO
CHANGES TO THE EXECUTIVE DIRECTOR'S 2021 BUDGET RECOMMENDATIONS**

Department Page Number:
1 of 1

Fund: 401 Department Number: 50000

Department Name: Capital Improvements Bond

THE FOLLOWING CHANGES ARE RECOMMENDED:

<i>Budget Page</i>	<i>Code</i>	<i>Position Title or Line Item Name</i>	<i>No.</i>	<i>FROM \$ Amount</i>	<i>No.</i>	<i>TO \$ Amount</i>	<i>No.</i>	<i>Plus/(Minus) \$ Amount</i>	<i>Explanation</i>
435	612450	Professional Engineering Services for Construction Projects		\$3,538,000		\$6,538,000		\$3,000,000	Increase is due to the deferral and anticipated 2021 award of 18-853-3D, Civil, Structural, and Architectural Engineering Consulting Services for Three Years.
435	645620	Waterway Facilities Structures		\$52,347,500		\$56,547,500		\$4,200,000	Increase is due to the reclassification of a portion of 15-266-4H3, Odor Control Systems at Two TARP Shafts and Decommissioning the Thornton Transitional Reservoir, CSA, Rebid from the Preservation of Waterway Facility Structures commitment item.
435	645700	Preservation of Collection Facility Structures		\$49,995,700		\$52,378,200		\$2,382,500	Increase is due to the deferral and anticipated 2021 award of 18-142-3H, Six Access Shafts Infiltration Mitigation, MSPS.
435	645720	Preservation of Waterway Facility Structures		\$12,985,000		\$8,785,000		(\$4,200,000)	Decrease is due to the reclassification of a portion of 15-266-4H3, Odor Control Systems at Two TARP Shafts and Decommissioning the Thornton Transitional Reservoir, CSA, Rebid to the Waterway Facilities Structures commitment item.

CAPITAL IMPROVEMENTS BOND FUND BUDGET TOTAL: \$240,276,700 \$245,659,200 \$5,382,500

October 2020 (BF-19)

Catherine A O'Connor
Department Head (Recommended)

Shellic Hradle
Budget Officer (Reviewed)

Brian Berkovich
Executive Director (Approved)

10/28/20
Date

7
Page

**METROPOLITAN WATER RECLAMATION DISTRICT OF GREATER CHICAGO
CHANGES TO THE EXECUTIVE DIRECTOR'S 2021 BUDGET RECOMMENDATIONS**

Department Page Number:
1 of 1


Fund: 501 Department Number: 50000 Department Name: Stormwater Management


THE FOLLOWING CHANGES ARE RECOMMENDED:

<i>Budget Page</i>	<i>Code</i>	<i>Position Title or Line Item Name</i>	<i>No.</i>	<i>FROM \$ Amount</i>	<i>No.</i>	<i>TO \$ Amount</i>	<i>No.</i>	<i>Plus/(Minus) \$ Amount</i>	<i>Explanation</i>
513	612450	Professional Engineering Services for Construction Projects		\$6,554,600		\$6,970,600		\$416,000	Increase is due to the need for post-award consulting for 14-258-5F, Flood Control Project in the vicinity of 135th Street and Central Avenue in Crestwood, CSA.
--	623800	Computer Software		\$0		\$9,000		\$9,000	Increase is due to the anticipated purchase of Bluebeam Revu software that will be used to facilitate the review of electronic permit applications as part of the Watershed Management Ordinance administration.
514	645620	Waterway Facilities Structures		\$32,278,500		\$31,853,500		(\$425,000)	Decrease is due to the deferral of the anticipated award from late 2021 to early 2022 of 10-884-BF, Flood Control Project for Deer Creek, CSA.

STORMWATER MANAGEMENT FUND BUDGET TOTAL: \$109,965,900 \$109,965,900 \$0

October 2020 (BF-19)


Department Head (Recommended)


Budget Officer (Reviewed)


Executive Director (Approved)

10/25/20
Date

8
Page

**METROPOLITAN WATER RECLAMATION DISTRICT OF GREATER CHICAGO
2021 BUDGET MANUAL**

Attachment
Page 2

**SUMMARY OF BUDGETED POSITION CHANGES CONTAINED IN THE
2021 EXECUTIVE DIRECTOR'S BUDGET RECOMMENDATIONS FOR THE
CORPORATE AND STORMWATER MANAGEMENT FUNDS BY DEPARTMENT**

<u>Department or Fund</u>	Budgeted Positions					Appropriation Control	
	2020	2021	2021	Net	2021	2020	2021
	Budgeted Positions	Total Added	Total Dropped	Change	Budgeted Positions	#1	#1
<u>Corporate Fund</u>							
Department							
11 - Board of Comms.	36	0	0	0	36	0	0
15 - General Admin.	121	0	0	0	121	0	0
16 - Monitoring & Res.	294	0	(3)	(3)	291	2	1
20 - Pr. & Mts. Mgmt.	63	2	(4)	(2)	61	1	1
25 - Human Res.	92	1	0	1	93	0	1
27 - Information Tech.	70	2	(2)	0	70	5	5
30 - Law	38	2	(2)	0	38	1	0
40 - Finance	27	0	0	0	27	0	0
50 - Engineering	205	1	(7)	(6)	199	0	0
Maintenance & Oprtns.							
66 - General	112	1	(23)	(22)	90	0	0
67 - North	247	2	(9)	(7)	240	4	1
68 - Calumet	188	6	(1)	5	193	1	0
69 - Stickney	369	16	(2)	14	383	1	1
M&O Total	916	25	(35)	(10)	906	6	2
Corporate Fund Total	1,862	33	(53)	(20)	1,842	15	10
<u>55 - Stormwater Mgmt.</u>							
Engineering	64	6	(1)	5	69	0	0
Maintenance & Oprtns.	27	0	0	0	27	0	0
Stormwater Mgmt. Fund Total	91	6	(1)	5	96	0	0
District Total	1,953	39	(54)	(15)	1,938	15	10

NOTE: The Net Change column includes departmental transfers in and transfers out.

**METROPOLITAN WATER RECLAMATION DISTRICT OF GREATER CHICAGO
2021 BUDGET MANUAL**

Attachment
Page 3

**SUMMARY OF
PERSONNEL CHANGES, BY DEPARTMENT, IN THE
2021 EXECUTIVE DIRECTOR'S BUDGET RECOMMENDATIONS
DATED OCTOBER 13, 2020**

Monitoring & Research

Recommended 2021 Budget

Positions Reclassified (Title and/or Grade)

<u>SECTION</u>	<u>FROM</u>	<u>TO</u>
192	Environmental Specialist (HP15)	Senior Environmental Specialist (HP17)

Positions Dropped (Title and Grade)

<u>SECTION</u>	<u>TITLE</u>	<u>To</u> <u>FUND CENTER</u>	<u>To</u> <u>SECTION</u>
112	Assistant Director of M&R (HP22)	--	--
194	Environmental Specialist (HP15)	--	--

Total Positions Dropped

(2)

Crosshatches Implemented During 2020

Positions Reclassified (Title and/or Grade)

<u>SECTION</u>	<u>CURRENT TITLE</u>	<u>NEW TITLE</u>
165	Instrumentation Chemist II #2 (Environmental Chemist) (New Grade HP15) (HP16)	Environmental Chemist (HP15)

Positions Dropped (Title and Grade)

<u>SECTION</u>	<u>TITLE</u>	<u>#</u>
129	Environmental Research Technician (HP11)	#1

Total Positions Dropped

(1)

Total Recommended Added Positions in 2021

0

Total Recommended Dropped Positions in 2021

(2)

Total Dropped Positions in 2020

(1)

Net Change (Monitoring & Research):

(3)

**METROPOLITAN WATER RECLAMATION DISTRICT OF GREATER CHICAGO
2021 BUDGET MANUAL**

Attachment
Page 8

**Maintenance & Operations - General Division
Recommended 2021 Budget**

Positions Reclassified (Title and/or Grade)

<u>SECTION</u>	<u>FROM</u>	<u>TO</u>
681	Associate Electrical Engineer (HP15)	Assistant Electrical Engineer (HP14)

Positions Added (Title and Grade)

<u>SECTION</u>	<u>TITLE</u>	<u>From FUND CENTER</u>	<u>From SECTION</u>
681	Assistant Electrical Engineer (HP14)	67000	724

Total Positions Added

1

Positions Dropped (Title and Grade)

<u>SECTION</u>	<u>TITLE</u>	<u>To FUND CENTER</u>	<u>To SECTION</u>
642	Administrative Assistant #2 (HP12)	--	--
651	Administrative Assistant #2 (HP12)	69000	951
651	Managing Engineer (HP20)	69000	951
652	Associate Civil Engineer (HP15)	69000	952
652	Engineering Technician III (HP11)	68000	850
652	Engineering Technician IV (HP12)	68000	850
652	Engineering Technician IV (HP12) (2 positions)	69000	952
652	Engineering Technician V (HP14) (2 positions)	68000	850
652	Engineering Technician V (HP14) (3 positions)	69000	952
652	Principal Engineer (HP18)	69000	932
652	Senior Engineer (HP17)	68000	850
653	Engineering Technician IV (HP12)	69000	952
653	Maintenance Laborer Class A (NR8651)	69000	952
653	Senior Engineer (HP17)	69000	953
654	Agricultural Technician I (HP11)	69000	954
654	Agricultural Technician II (HP12)	69000	954
661	Engineer of Site Remediation (HP20)	30000	325
661	Site Remediation Specialist (HP17)	30000	325
681	Associate Electrical Engineer (HP15)	67000	724

Total Positions Dropped

(23)

Total Recommended Added Positions in 2021

1

Total Recommended Dropped Positions in 2021

(23)

Net Change (M&O General Division):

(22)

**METROPOLITAN WATER RECLAMATION DISTRICT OF GREATER CHICAGO
2021 BUDGET MANUAL**

Attachment
Page 9

**Maintenance & Operations - North Service Area
Recommended 2021 Budget**

Crosshatches Added, Deleted, or Changed

<u>SECTION</u>	<u>TITLE</u>	<u>OLD #</u>	<u>NEW #</u>
710	Secretary	#2	#1

Positions Added (Title and Grade)

<u>SECTION</u>	<u>TITLE</u>	<u>From FUND CENTER</u>	<u>From SECTION</u>
724	Associate Electrical Engineer (HP15)	66000	681
731	Associate Civil Engineer (HP15)	--	--

Total Positions Added

2

Positions Dropped (Title and Grade)

<u>SECTION</u>	<u>TITLE</u>	<u>To FUND CENTER</u>	<u>To SECTION</u>
724	Assistant Electrical Engineer (HP14)	66000	681
732	Maintenance Laborer Class A Shift (NR8650)	--	--
793	Fireman-Oiler (NR6810)	--	--
793	Maintenance Laborer Class A (NR8651)	--	--
793	Maintenance Laborer Class A Shift (NR8650)	--	--

Total Positions Dropped

(5)

Crosshatches Implemented During 2020

Positions Reclassified (Title and/or Grade)

<u>SECTION</u>	<u>CURRENT TITLE</u>	<u>NEW TITLE</u>
715	Engineer of Treatment Plant Operations I #2 (Managing Engineer) (New Grade HP20) (HP21)	Engineer of Treatment Plant Operations #2 (Managing Engineer) (New Grade HP20) (HP21)
715	Engineer of Treatment Plant Operations #2 (Managing Engineer) (New Grade HP20) (HP21)	Managing Engineer (HP20)

Positions Dropped (Title and Grade)

<u>SECTION</u>	<u>TITLE</u>	<u>#</u>
734	Fireman-Oiler (NR6810) (3 positions)	#1
793	Treatment Plant Operator II (HP14)	#1

Total Positions Dropped

(4)

Total Recommended Added Positions in 2021

2

Total Recommended Dropped Positions in 2021

(5)

Total Dropped Positions in 2020

(4)

Net Change (M&O North Service Area):

(7)

**METROPOLITAN WATER RECLAMATION DISTRICT OF GREATER CHICAGO
2021 BUDGET MANUAL**

Attachment
Page 11

Maintenance & Operations - Stickney Service Area
Recommended 2021 Budget

Positions Reclassified (Title and/or Grade)

<u>SECTION</u>	<u>FROM</u>	<u>TO</u>
921	Engineer of Treatment Plant Operations I (HP21)	Engineer of Treatment Plant Operations (HP21)
931	Engineer of Treatment Plant Operations I (HP21)	Engineer of Treatment Plant Operations (HP21)

Positions Added (Title and Grade)

<u>SECTION</u>	<u>TITLE</u>	<u>From FUND CENTER</u>	<u>From SECTION</u>
923	Associate Process Control Engineer (HP15)	--	--
932	Assistant Civil Engineer (HP14)	--	--
932	Principal Engineer (HP18)	66000	652
951	Administrative Assistant #2 (HP12)	66000	651
951	Managing Engineer (HP20)	66000	651
952	Associate Civil Engineer (HP15)	66000	652
952	Engineering Technician IV (HP12) (2 positions)	66000	652
952	Engineering Technician IV (HP12)	66000	653
952	Engineering Technician V (HP14) (3 positions)	66000	652
952	Maintenance Laborer Class A (NR8651)	66000	653
953	Senior Engineer (HP17)	66000	653
954	Agricultural Technician I (HP11)	66000	654
954	Agricultural Technician II (HP12)	66000	654
Total Positions Added			16

Positions Dropped (Title and Grade)

<u>SECTION</u>	<u>TITLE</u>	<u>To FUND CENTER</u>	<u>To SECTION</u>
923	Engineering Technician V (HP14)	--	--
943	Administrative Clerk (HP09)	--	--
Total Positions Dropped			(2)

Total Recommended Added Positions in 2021	16
Total Recommended Dropped Positions in 2021	(2)
Net Change (M&O Stickney Service Area):	14

Total Recommended Added Positions in 2021	25
Total Recommended Dropped Positions in 2021	(30)
Total Dropped Positions in 2020	(5)
Net Change (M&O Overall):	(10)

**METROPOLITAN WATER RECLAMATION DISTRICT OF GREATER CHICAGO
2021 BUDGET MANUAL**

Attachment
Page 12

Engineering

Recommended 2021 Budget

Positions Added (Title and Grade)

<u>SECTION</u>	<u>TITLE</u>	From <u>FUND CENTER</u>	From <u>SECTION</u>
556	Principal Mechanical Engineer (HP18)	--	--
Total Positions Added			1

Positions Dropped (Title and Grade)

<u>SECTION</u>	<u>TITLE</u>	To <u>FUND CENTER</u>	To <u>SECTION</u>
516	Principal Civil Engineer (HP18)	55000	516
516	Senior Civil Engineer (HP17)	55000	516
556	Associate Civil Engineer (HP15)	55000	556
556	Engineering Technician IV (HP12)	55000	556
556	Engineering Technician V (HP14)	55000	556
556	Principal Electrical Engineer (HP18)	--	--
556	Senior Civil Engineer (HP17)	55000	556
Total Positions Dropped			(7)

Total Recommended Added Positions in 2021

1

Total Recommended Dropped Positions in 2021

(7)

Net Change (Engineering):

(6)

Total Recommended Added Positions in 2021

33

Total Recommended Dropped Positions in 2021

(46)

Total Dropped Positions in 2020

(7)

Net Change (Corporate Fund):

(20)

**METROPOLITAN WATER RECLAMATION DISTRICT OF GREATER CHICAGO
2021 BUDGET MANUAL**

Attachment
Page 13

**Stormwater Management Fund
Recommended 2021 Budget**

Positions Added (Title and Grade)

<u>SECTION</u>	<u>TITLE</u>	From <u>FUND CENTER</u>	From <u>SECTION</u>
516	Principal Civil Engineer (HP18)	50000	516
516	Senior Civil Engineer (HP17)	50000	516
556	Associate Civil Engineer (HP15)	50000	556
556	Engineering Technician IV (HP12)	50000	556
556	Engineering Technician V (HP14)	50000	556
556	Senior Civil Engineer (HP17)	50000	556

Total Positions Added	6
-----------------------	---

Positions Dropped (Title and Grade)

<u>SECTION</u>	<u>TITLE</u>	To <u>FUND CENTER</u>	To <u>SECTION</u>
516	Administrative Clerk (HP09)	--	--

Total Positions Dropped	(1)
-------------------------	-----

Total Recommended Added Positions in 2021	6
Total Recommended Dropped Positions in 2021	<u>(1)</u>
Net Change (Stormwater Management Fund):	5

Total Recommended Added Positions in 2021	39
Total Recommended Dropped Positions in 2021	(47)
Total Dropped Positions in 2020	<u>(7)</u>
Net Change (District):	(15)