


Metropolitan Water Reclamation District of Greater Chicago

2024 Budget Overview


BRIAN A. PERKOVICH  
EXECUTIVE DIRECTOR

1




Metropolitan Water Reclamation District of Greater Chicago


2024 Overview




Total Proposed Property Tax Levy is an increase of 2.1% from 2023 Levy




2024 budget anticipates declining revenues primarily from Personal Property Replacement Tax



2024 budget for chemicals is expected to increase by \$11.6 million



From 2021 to 2023 electricity increased \$17.8 million, 2024 budget is expected to remain flat from 2023 to 2028




\$52.4 million is budgeted for health and life insurance benefits, an increase of \$1.4 million from 2023 budget

Positive Financial Outlook

11/2/2023

2



Metropolitan Water Reclamation District of Greater Chicago

2024 Overview

An aggressive Capital Improvement Program prioritizes projects that will impact changing permit conditions and environmental impacts

For 2024 and outyears, continue to shift \$25.0 million in PPRT funding to the Construction Fund and possible TIF surplus funding

The District expects \$13.2 million in 2023 and \$17.0 million in 2024 in grants and federal reimbursements to fund regional stormwater management projects

11/2/2023

3



Metropolitan Water Reclamation District of Greater Chicago

2021 - 2024 Strategic Plan's Major Accomplishments

In 2022, 100 percent compliance with NPDES requirements

District's first-ever Strategic Plan dashboard

Environmental Justice Policy

credit rating upgrade to AA+ from Standard & Poor's Global Ratings

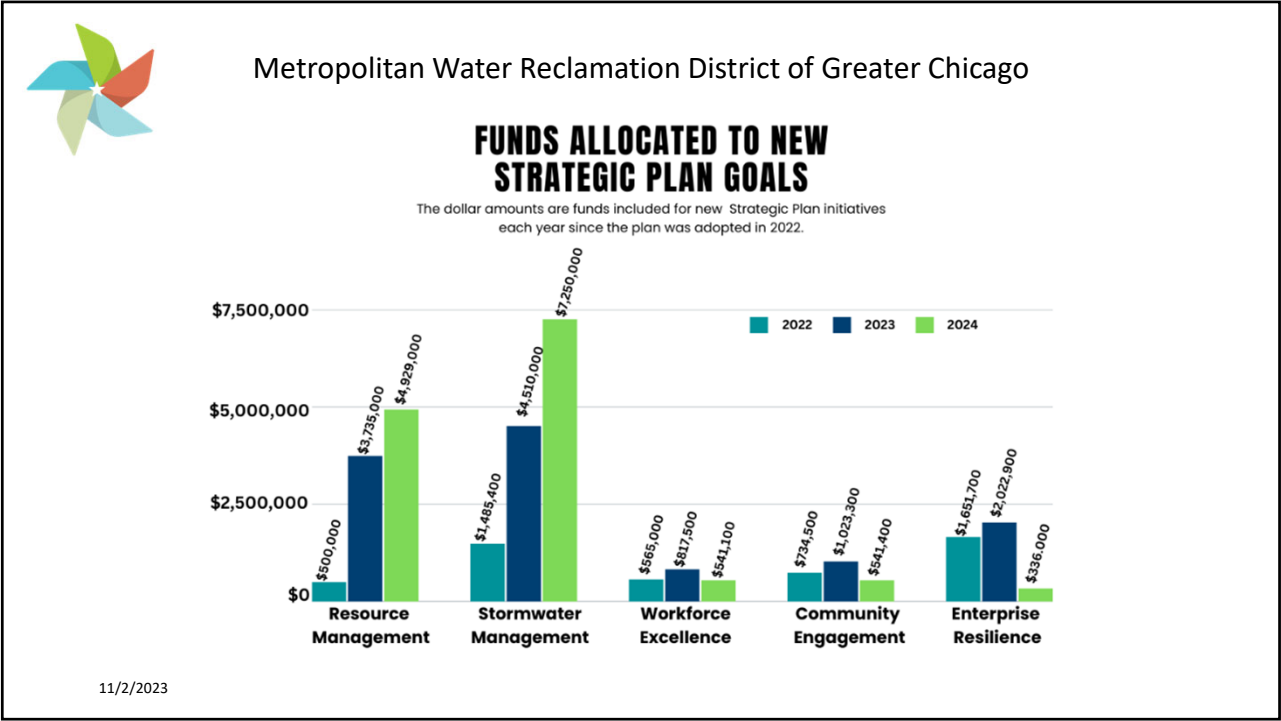
Climate Action Plan to outline a strategy to reduce greenhouse gas emissions

10 area green infrastructure installations

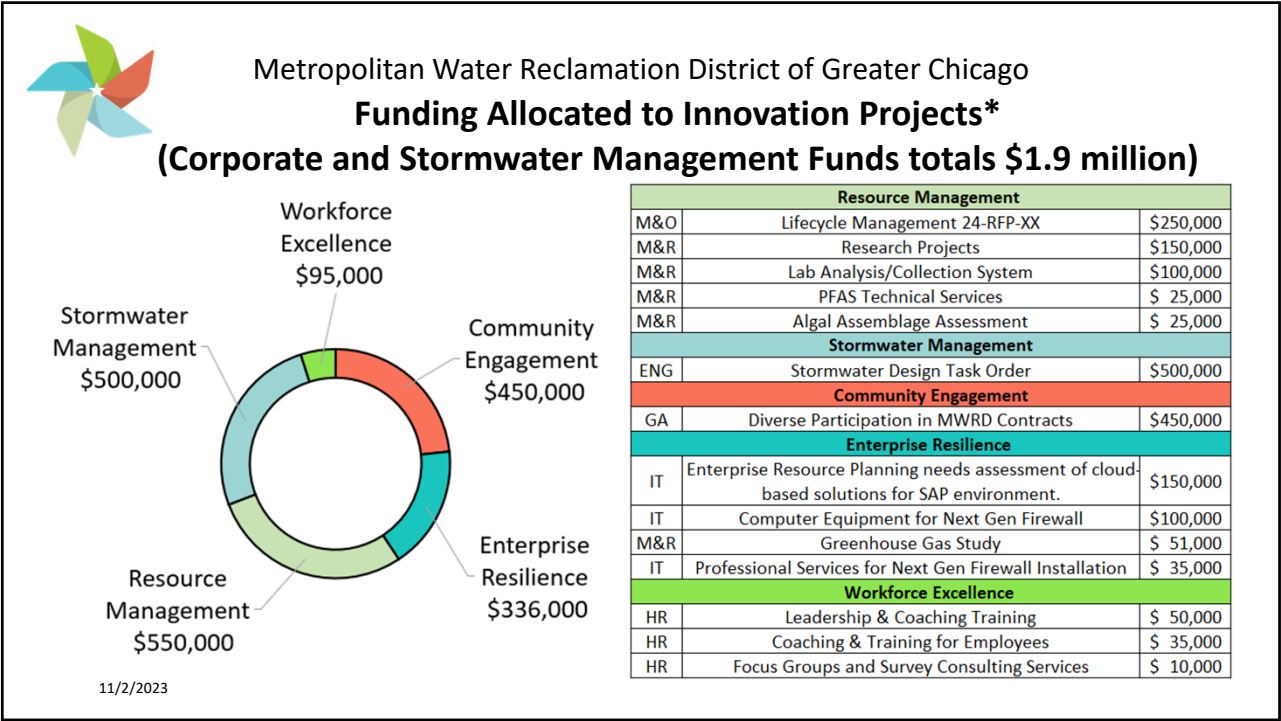
34th green schoolyard transformation

11/2/2023

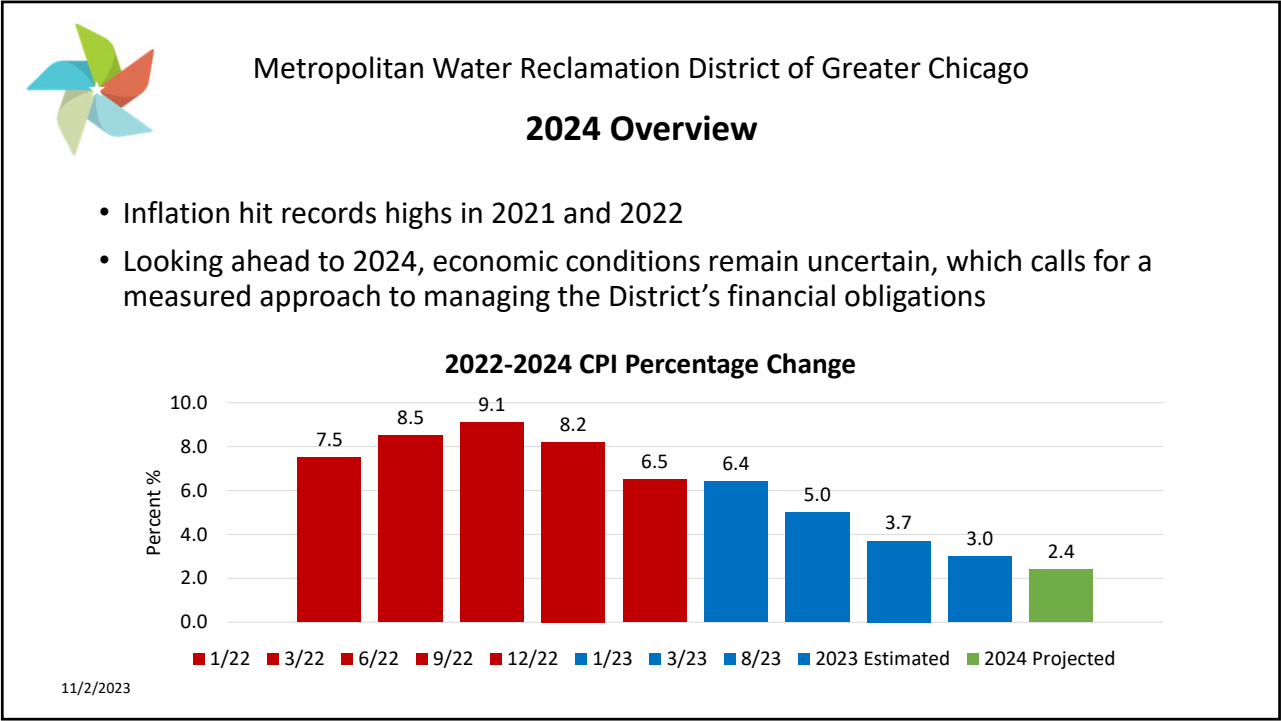
4



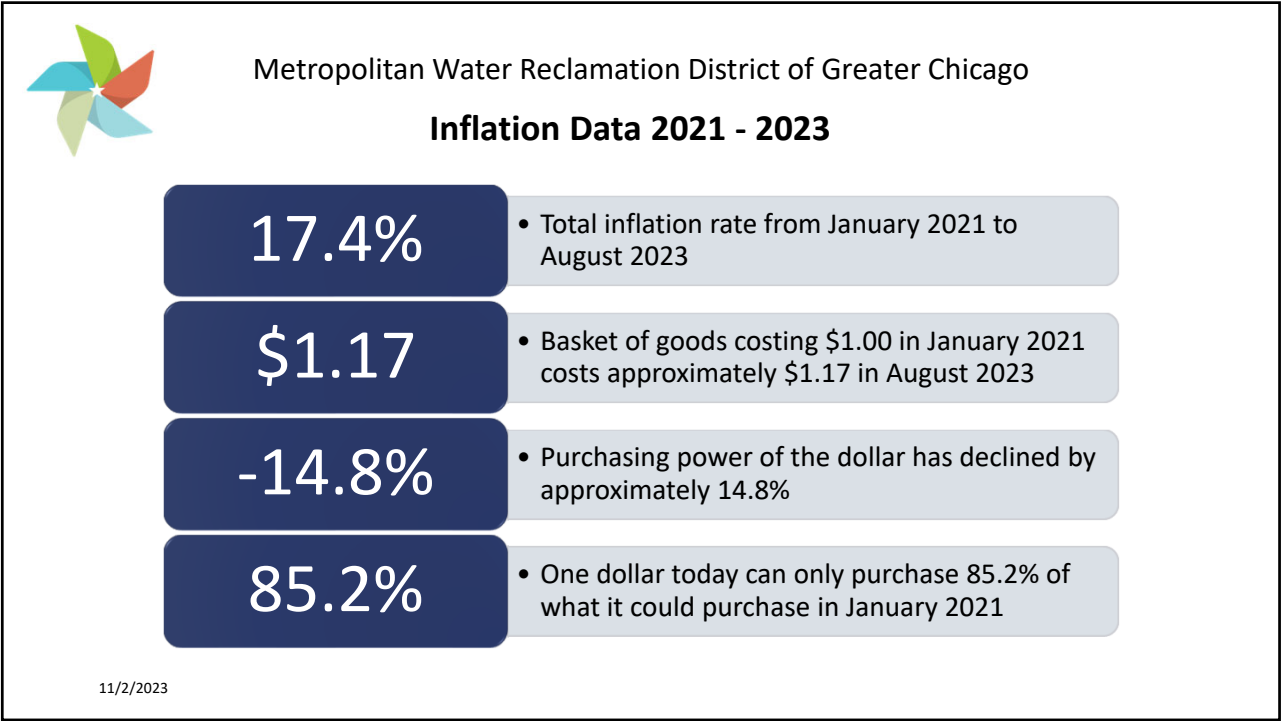
5




6



7



8



Metropolitan Water Reclamation District of Greater Chicago

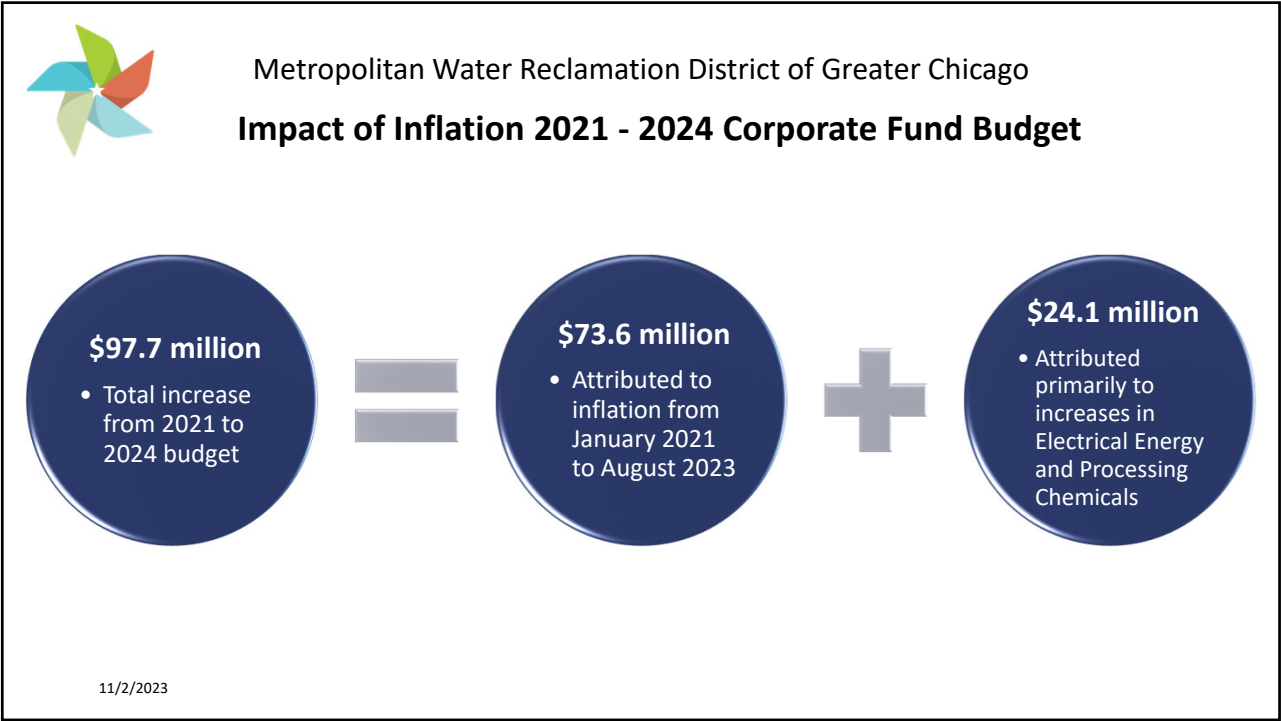
2021 - 2024 Corporate Fund Budget

(\$ millions)

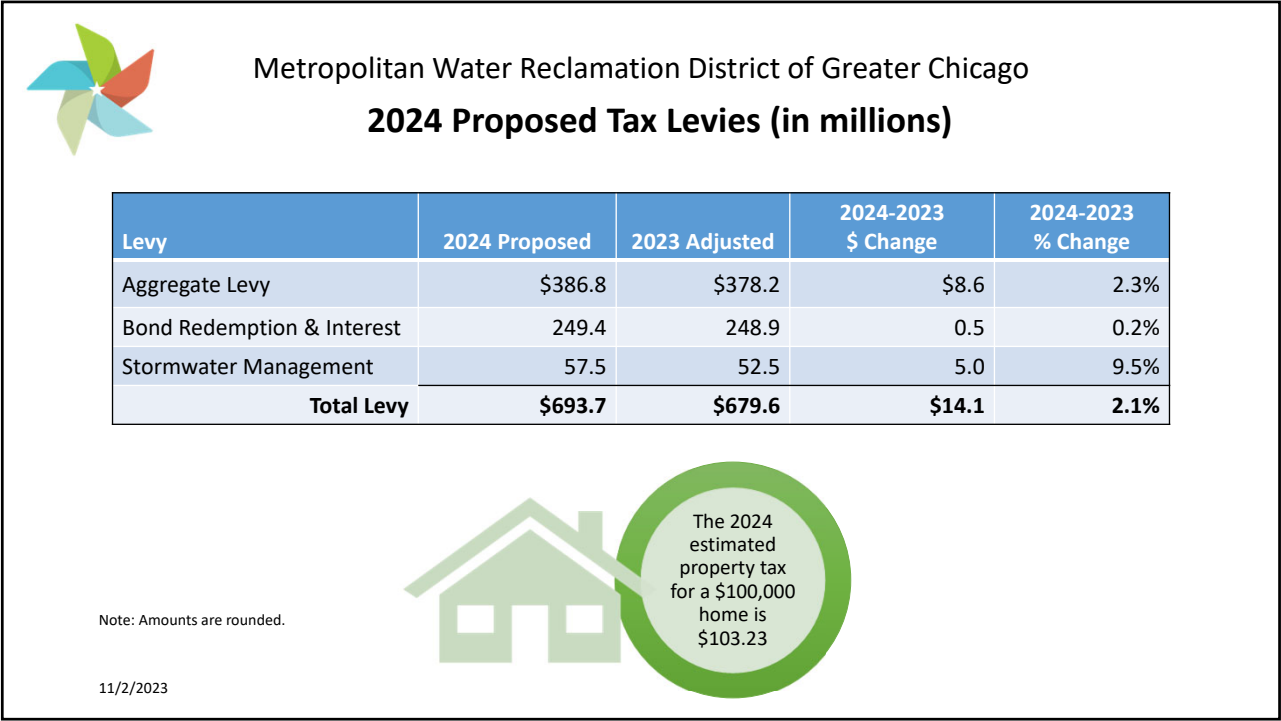
Object of Expenditure	2021 Adjusted Budget	2022 Adjusted Budget	2023 Adjusted Budget	2024 ED REC Budget	\$ Change 2021-2024	% Change 2021-2024
Personal Services	\$250.9	\$261.6	\$272.3	\$276.1	\$25.1	10.0%
Contractual Services	114.7	135.6	151.3	157.8	43.1	37.5%
Materials & Supplies	28.2	34.3	42.3	53.8	25.6	90.8%
Machinery & Equipment	4.6	6.2	8.4	8.4	3.8	83.6%
Fixed & Other Charges	0.8	0.8	0.8	0.9	0.0	3.6%
Total	\$399.3	\$438.5	\$475.1	\$497.0	\$97.7	24.5%

11/2/2023

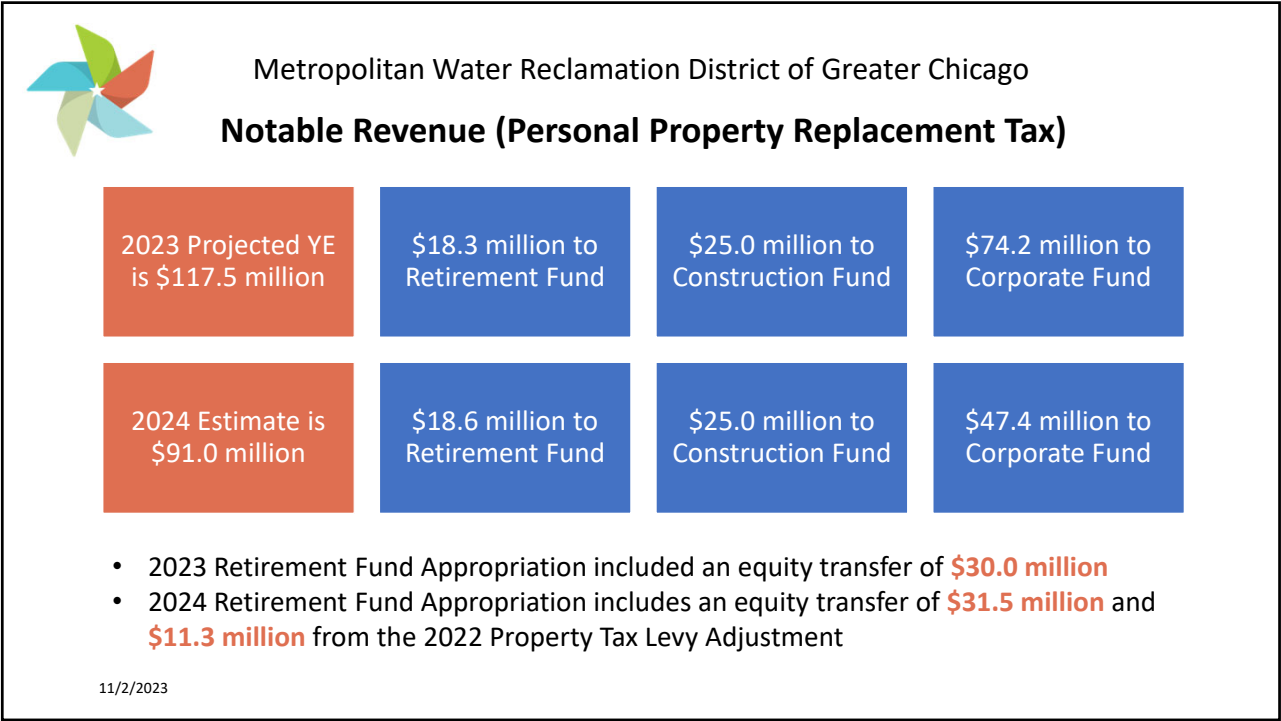
9



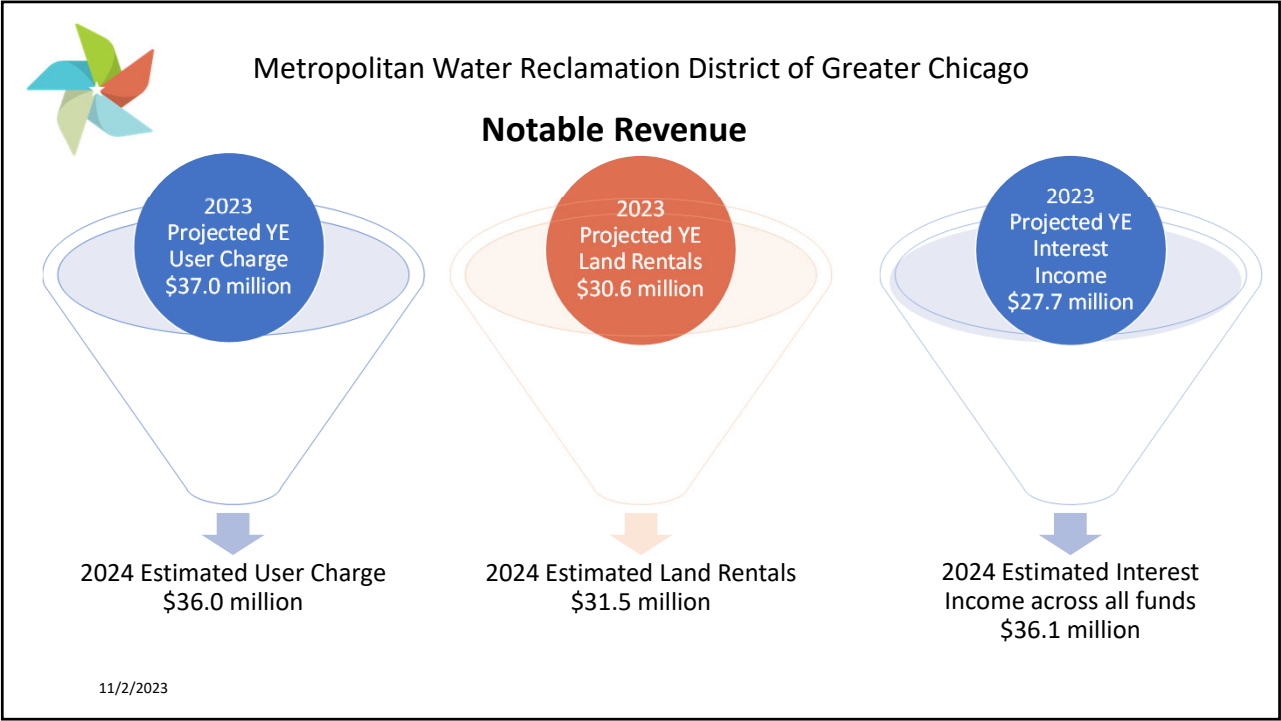
10




11



12



13



Metropolitan Water Reclamation District of Greater Chicago

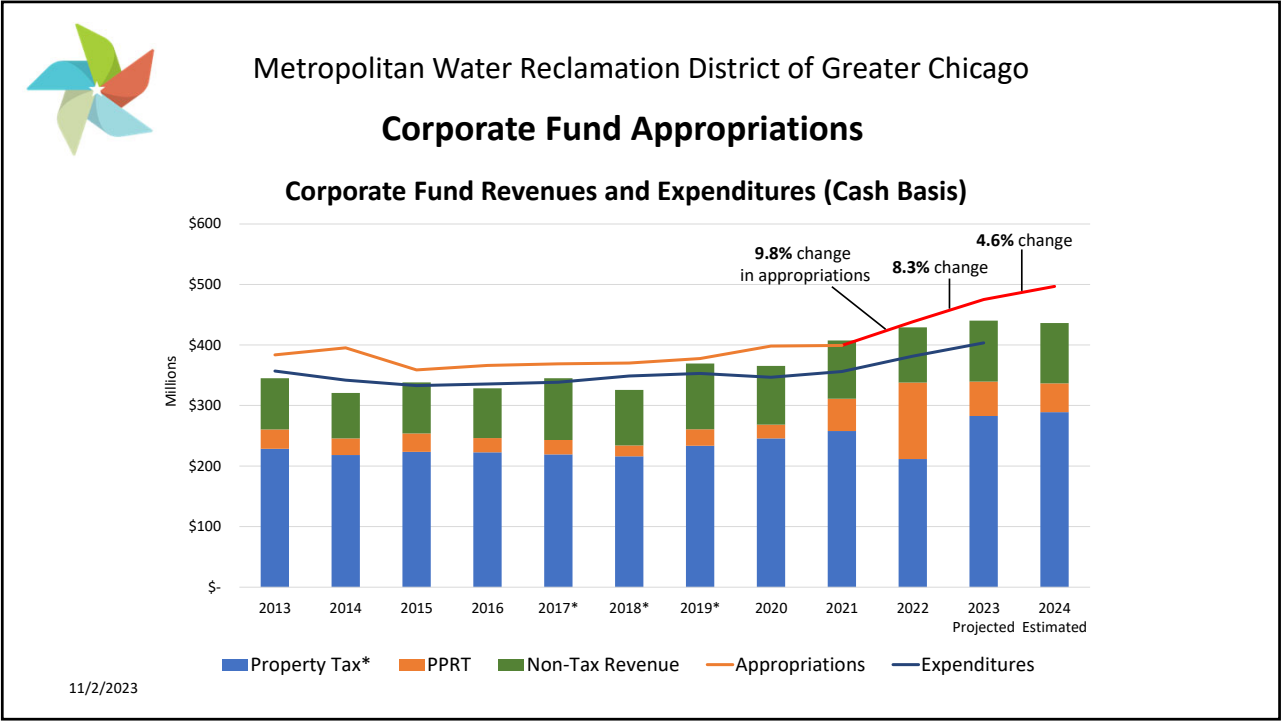
2024 Budget Recommendations (in millions)

Fund	2024 ED Rec.	2024 BF-19	2023 Adjusted Appropriation	2024-2023 \$ Change (BF-19)	2024-2023 % Change (BF-19)
Corporate	\$497.0	\$497.0	\$475.1	\$21.9	4.6%
Construction	60.0	61.3	51.5	9.8	19.1%
Stormwater Management	129.9	129.9	129.0	0.9	0.7%
Bond Redemption & Interest	235.8	235.8	238.1	(2.3)	(1.0%)
Retirement	129.2	129.2	117.9	11.3	9.6%
Reserve Claim	52.3	52.3	46.0	6.3	13.7%
Capital Improvements Bond	256.0	256.0	374.6	(118.6)	(31.7%)
Total	\$1,360.1	\$1,361.5	\$1,432.2	(\$70.6)	(4.0%)


Note: Amounts are rounded.

11/2/2023

14



15



Metropolitan Water Reclamation District of Greater Chicago

2024 Corporate Fund (in millions)


Department	2024 ED Rec.	2024 BF-19	2023 Adjusted Appropriation	2024-2023 \$ Change (BF-19)	2024-2023 % Change (BF-19)
Board of Commissioners	\$6.0	\$6.0	\$5.9	\$0.1	1.0%
General Administration *	27.0	27.0	23.4	3.6	15.4%
Monitoring & Research	34.6	34.6	35.7	(1.1)	(2.9%)
Procurement & Materials Management	11.3	11.3	11.8	(0.5)	(4.5%)
Human Resources	69.3	69.3	67.6	1.7	2.6%
Information Technology	22.9	22.8	22.9	(0.1)	(0.4%)
Law	8.6	8.6	8.6	—	(0.5%)
Finance	4.2	4.2	4.2	—	0.2%
Engineering	31.9	31.9	30.7	1.3	4.2%
Maintenance & Operations	281.2	281.2	264.2	17.0	6.4%
Total	\$497.0	\$497.0	\$475.1	\$21.9	4.6%

11/2/2023

\* General Administration 2024 Recommendation includes District-wide GSA estimate.

16





Metropolitan Water Reclamation District of Greater Chicago


2024 Capital Improvement Program*	
Construction Fund	\$61,336,900
Stormwater Management Fund**	\$111,022,400
Capital Improvements Bond Fund	\$255,991,200
Total	\$428,350,500

\* Including BF-19 Changes

\*\* Capital Projects Only

11/2/2023

17



Metropolitan Water Reclamation District of Greater Chicago

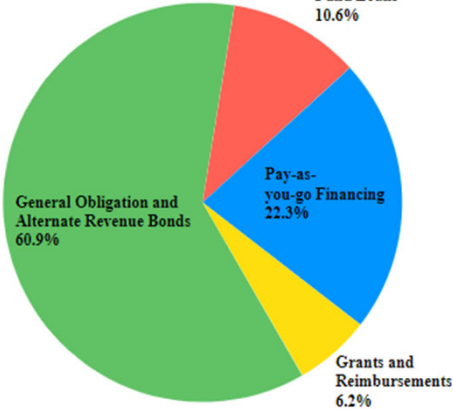
2024 Capital Improvement Program

Capital Improvement Program supports Resource Management and Stormwater Goals

Balanced funding mix between debt and pay-as-you-go funding

- Federal Funding
  - \$26.2 million expected in 2023
  - \$29.0 million projected for 2024
- \$25.0 million Personal Property Replacement Tax (PPRT) allocation to the Construction Fund

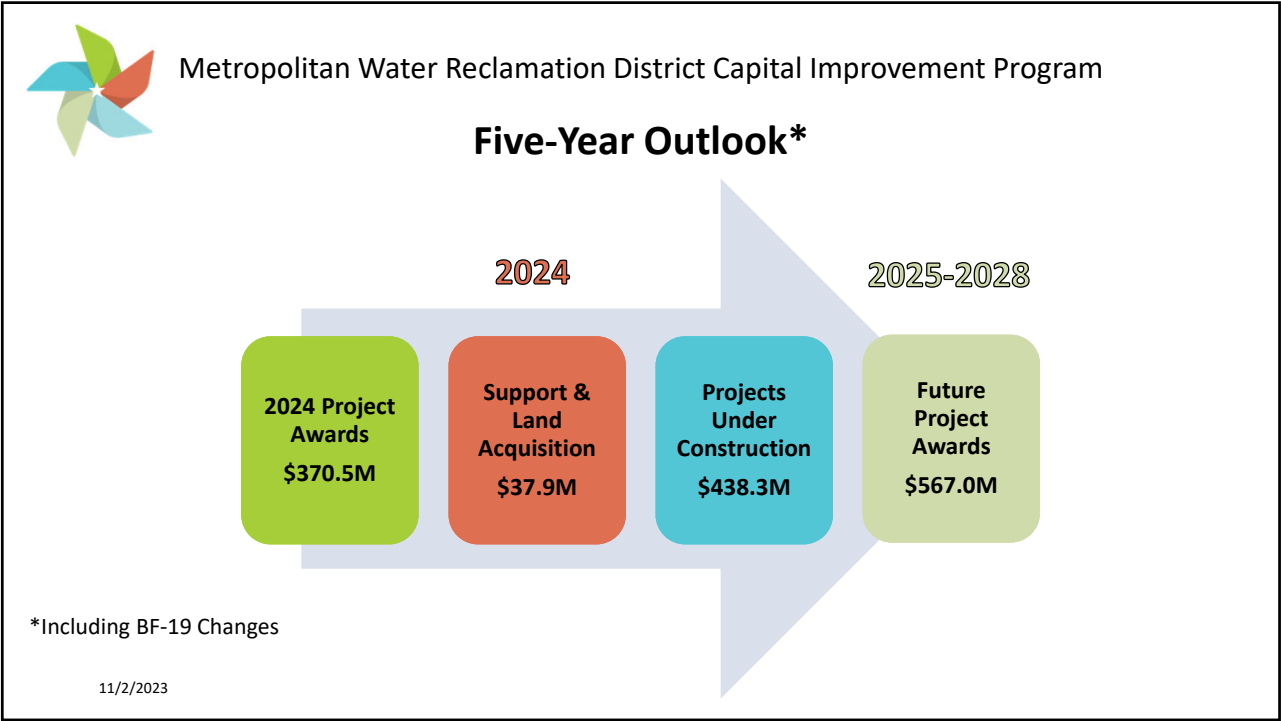
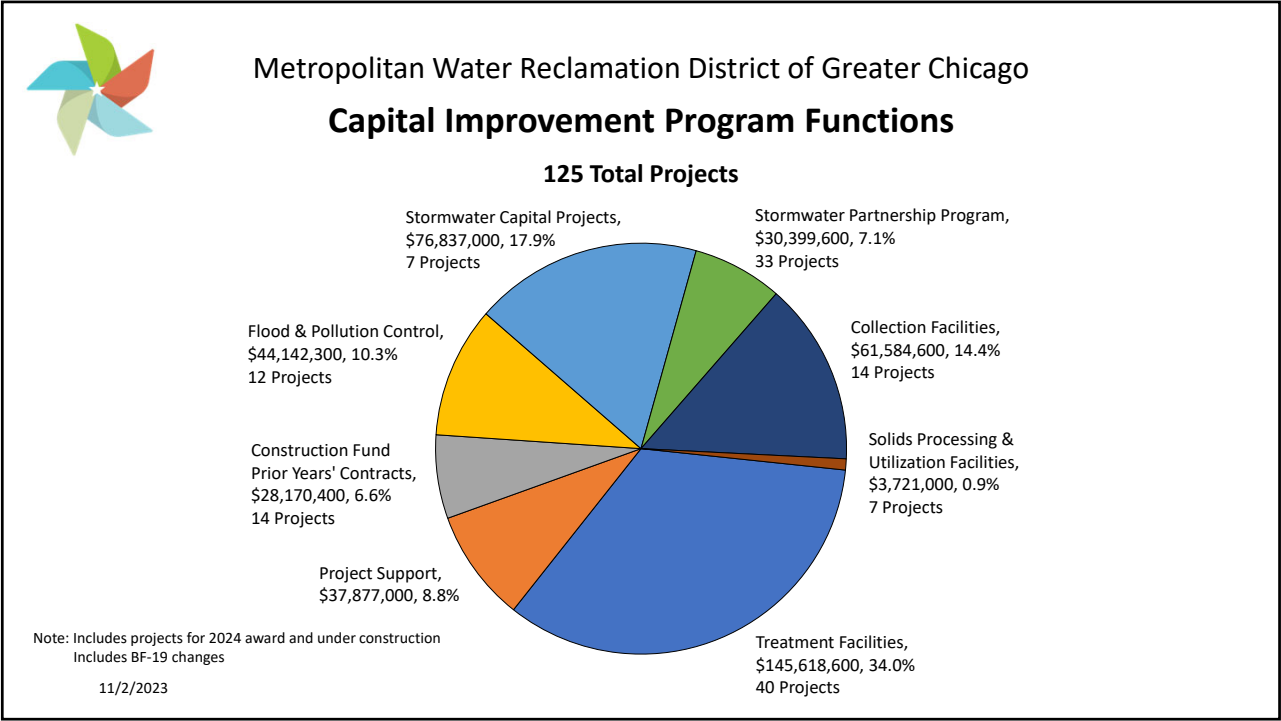
Revenue Sources




Revenue Source	Percentage
General Obligation and Alternate Revenue Bonds	60.9%
Pay-as-you-go Financing	22.3%
State Revolving Fund Loans	10.6%
Grants and Reimbursements	6.2%

11/2/2023

18



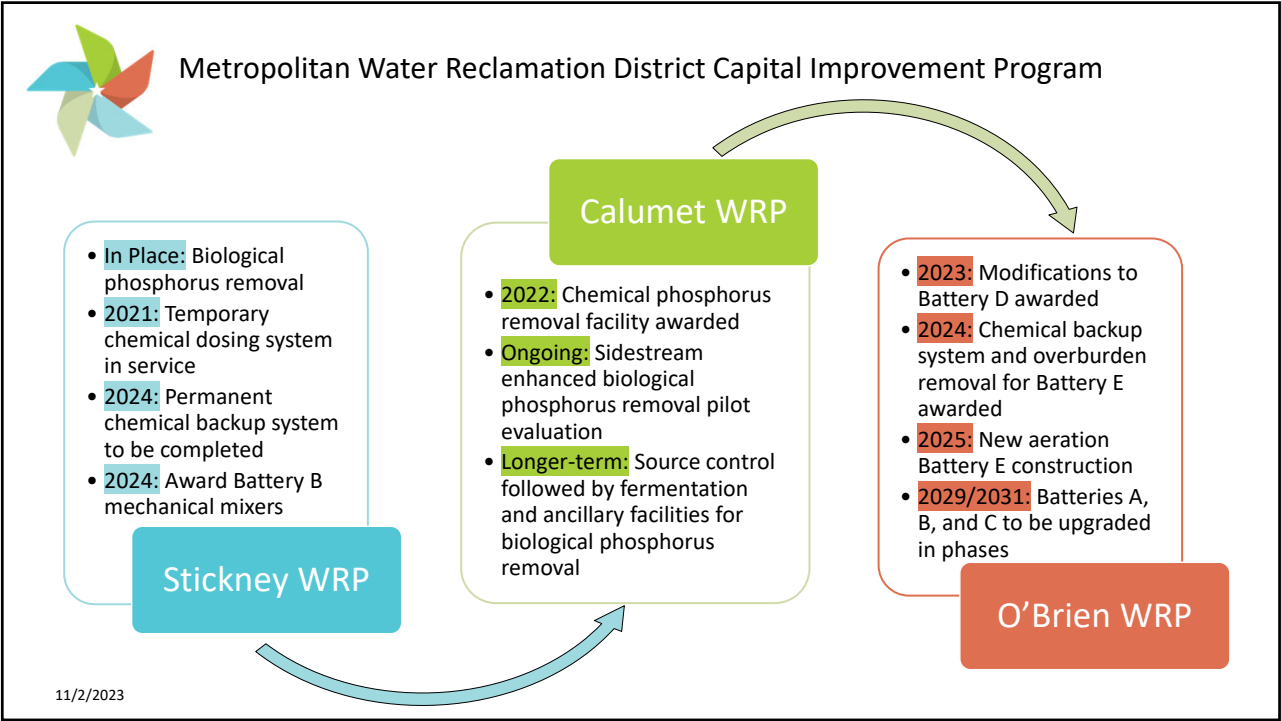


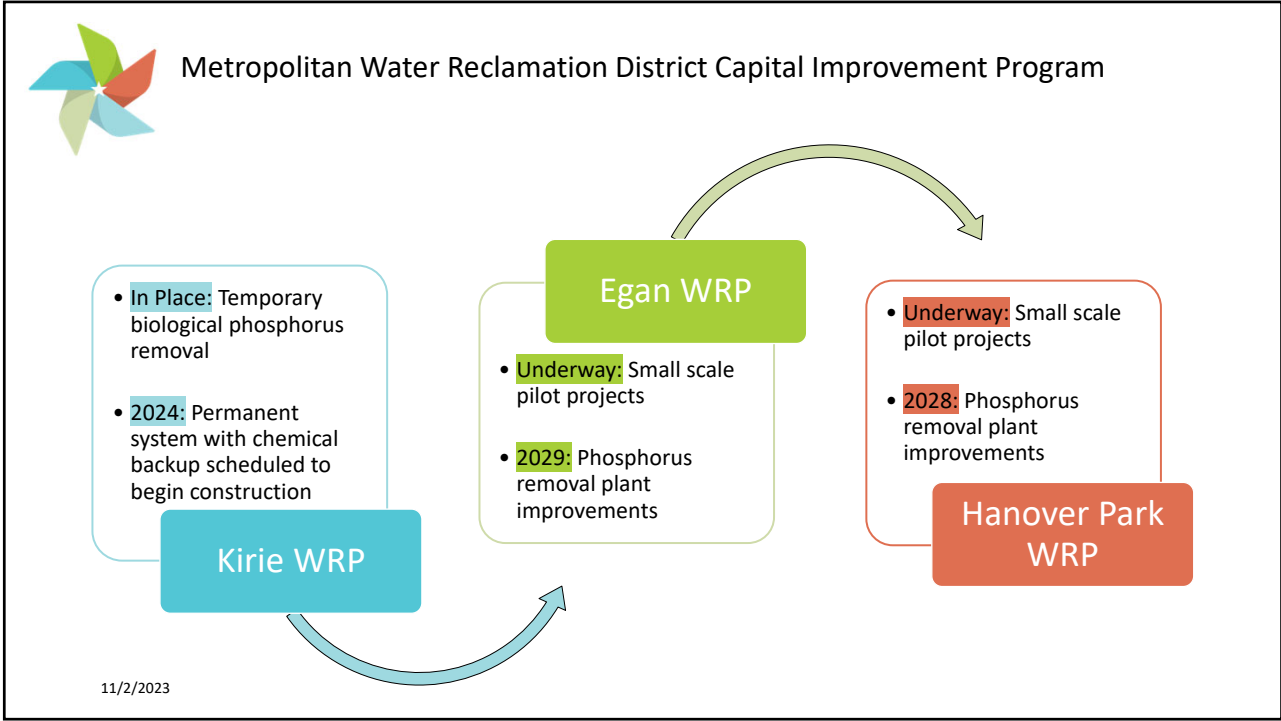
Metropolitan Water Reclamation District Capital Improvement Program

Effluent Phosphorus Permit Schedule

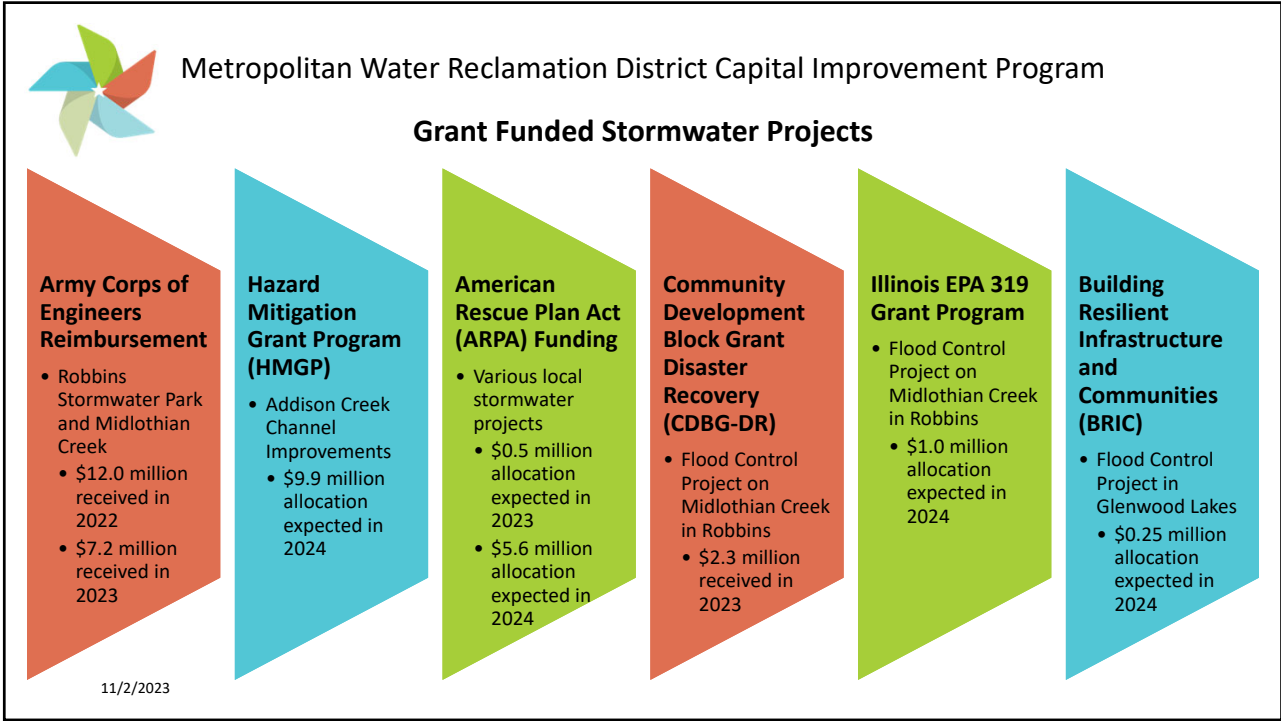
Water Reclamation Plant	Effluent Phosphorus Limit	Permit Timeframe
Stickney WRP	1.0 mg/L 0.5 mg/L	2021 (Permit active) January 2030
Calumet WRP	1.0 mg/L 0.5 mg/L	January 2024 January 2030
O'Brien WRP	1.0 mg/L 0.5 mg/L	August 2027 January 2030
Kirie WRP	1.0 mg/L 0.5 mg/L	August 2026 January 2030
Egan WRP	1.0 mg/L	January 2031 or 2032 depending on method
Hanover Park WRP	1.0 mg/L	May 2031 or 2032 depending on method
Lemont WRP	1.0 mg/L 0.5 mg/L	To be determined January 2030

11/2/2023





23



24

